

**PLD
NYC**

Restaurant Process Case Study
Pacific Standard Time



Table of Contents

04

Introduction

•

11

Schematic
Development

•

41

Construction
Documentation

05

Concept
Development

•

22

Design
Development

•

62

Construction
Administration

Pacific Standard Time

Pacific Standard Time is a coastal California-inspired eatery in Chicago's River North neighborhood. The concept transports a residential West Coast vibe to the Windy City. With a focus on highlighting the menu and market-driven fresh ingredients, the design connects the guest with the food preparation by bringing them as far into the kitchen as possible. The idea of the domestic chefs table and the intimacy of food preparation is at the heart of this project.



Concept Development

PLD will explore many ideas about the overall experience of the space, and establish a shared vision for the project.

This will include the following:

- 01

Inspirational design elements, architecture, fashion and styling.
- 02

Materiality inspirations that may be utilized throughout the space.
- 03

Furniture and lighting inspirations relevant to overall concept.
- 04

Preliminary schematic programming and plan development.

Deliverables:

- 01


Presentation book of approximately 4 pages illustrating the overall elements described.




Schedule:


- 01





Approximately 4 weeks. Varies on project size/schedule.











LEGEND:

- 1. Entry
- 2. Host Stand
- 3. Bar Dining
- 4. Main Dining
- 5. Expo Kitchen
- 6. Expo Kitchen Dining
- 7. Pick-up Counter
- 8. PDR
- 9. PDR Bar
- 10. Service Station
- 11. Wine Station
- 12. Women's Restroom
- 13. Men's Restroom
- 14. Coat Check

F&B SQ. FOOTAGE

- Dining & Bar - 3400 Sq. Ft
- PDR - 1350 Sq. Ft.

SEAT COUNT : DINING AND BAR

- Main Dining (30"): 81
- Bar Dining (42"): 26
- Expo Kitchen Dining (36"): 38

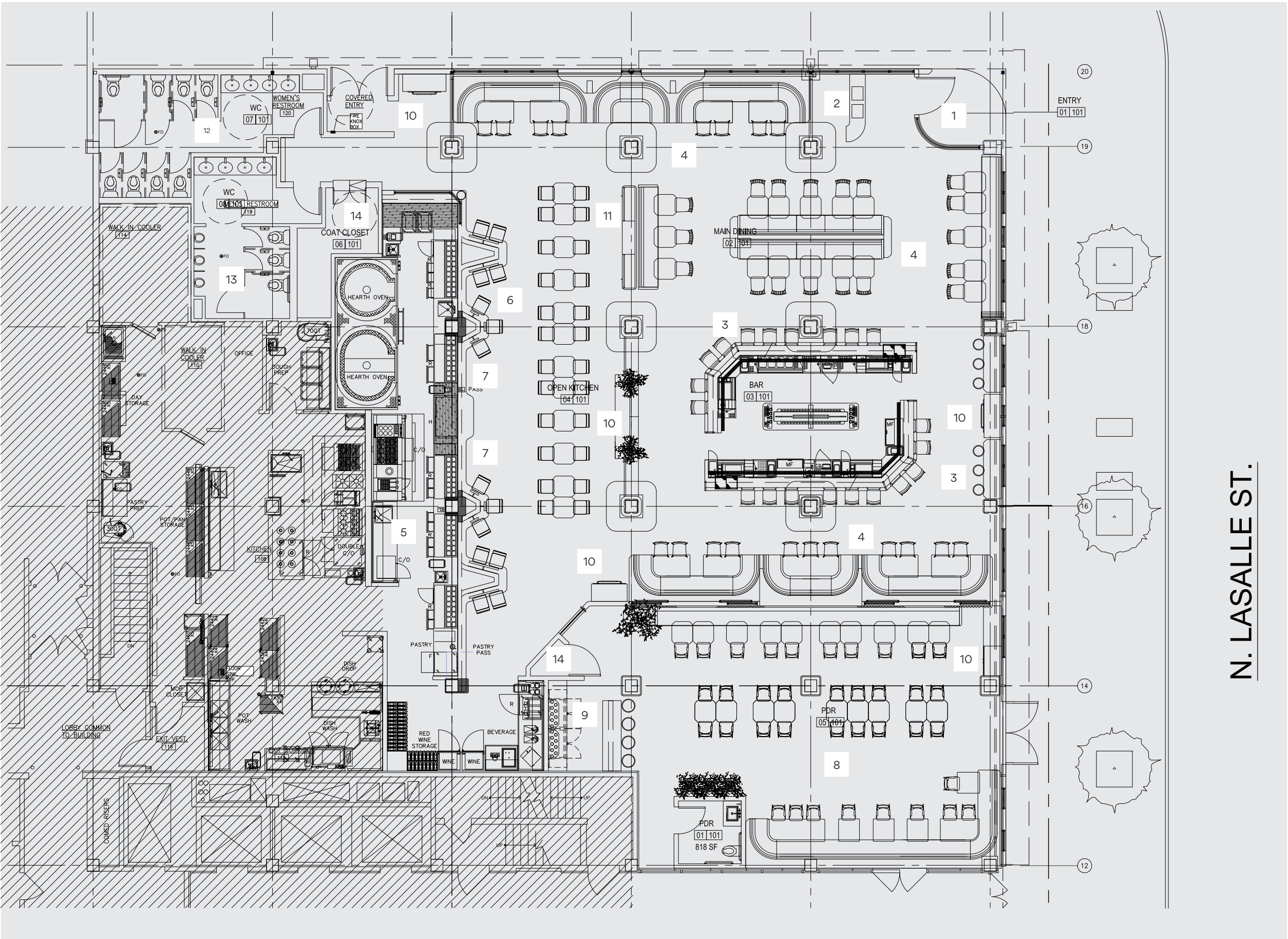
Total: 139

SEAT COUNT : PDR

- PDR Dining: 58
- PDR Bar: 4

Total: 62

Combined Total: 207



N. LASALLE ST.

Schematic Development

PLD will translate the conceptual inspirations to reality using 3D modeling and photo-realistic rendering. Critical client feedback and initial consultant coordination efforts are key in establishing final arrangement of programmatic elements.

This will include the following:

- 01

Further development of inspirational design elements, materials, furniture and lighting concepts as relates to overall design direction.
- 02

Critical development of schematic programming and plan development.
- 03

Rendered 3D perspectives - both photo realistic and black and white.
- 04

Coordination with Client's consultants as required.

Deliverables:

- 01

Program and floor plans with all major elements firmly fixed. Finalized plans are considered critical aid to Client's Consultants for initial permitting purposes.
- 02

Presentation book of approximately 8 pages illustrating the overall elements described.





Schedule:





- 01



Approximately 10 weeks. Varies on project size/ schedule.



1. Entry
2. Bar & PDR
3. Hearth
4. Dining
5. Expo Kitchen
6. PDR
7. Exterior































Design Development

PLD will begin formal documentation in development of scale plans, elevations, details, specs and schedules. This will include critical interior details that are integral to the design intent of the project. The set of deliverables may be used for preliminary pricing in coordination with client’s consultants.

This will include the following:

- 01

DD drawing set development. Coordinate with Client’s Consultants as required.
- 02

Develop materials, hardware and finishes package.
- 03

Develop decorative lighting fixture package.
- 04

Develop furniture and casegoods package.
- 05

Develop preliminary bid set and budget for custom decorative and lighting and furniture.

Deliverables:

- 01

Design Development drawing set and specifications documents.
- 02

Preliminary bid set documents. Budget for decorative lighting and furniture (upon request).

Schedule:

- 01

Approximately 6 weeks. Varies on project size/ schedule.

151 W ERIE

151 W ERIE (LA SALLE BLVD)

CHICAGO, IL 60610

PARTS AND LABOR
DESIGN
5 EAST 19TH STREET, 2ND FLOOR
NEW YORK, NY 10003 P: 646.248.7321

PROJECT:

151 W ERIE
151 W ERIE (LA SALLE BLVD)
CHICAGO, IL 60610

©ALL RIGHTS RESERVED.

This drawing, and all graphic and written material contained herein, constitutes the original and unpublished work of PARTS & LABOR, and may not be copied, distributed, or used in whole or in part, without expressed written permission.

ISSUES:

NO.	DATE:	REMARKS:
1	07/14/2017	50% DD
2	07/28/2017	100% DD

SHEET INDEX

SHEET	CONTENT	ISSUE DATE							SHEET	CONTENT	ISSUE DATE						
		06/15/2017 100% SD	07/14/2017 50% DD	07/28/2017 100% DD							06/15/2017 100% SD	07/14/2017 50% DD	07/28/2017 100% DD				
ID-001.00	COVER PAGE & SHEET INDEX	○	○	○					ID-301.00	WOMEN'S AND MEN'S RESTROOM PLAN		○	○				
ID-001.01	COVER PAGE & SHEET INDEX		○	○					ID-302.00	WOMEN'S RESTROOM - ELEVATIONS		○	○				
ID-002.00	GENERAL NOTES	○	○	○					ID-303.00	MEN'S RESTROOM - ELEVATIONS		○	○				
ID-003.00	FINISHES, FIXTURES & EQUIPMENT SCHEDULE		○	○					ID-304.00	PDR RESTROOM - PLAN AND ELEVATIONS		○	○				
ID-003.01	FINISHES, FIXTURES & EQUIPMENT SCHEDULE			○													
ID-003.02	FINISHES, FIXTURES & EQUIPMENT SCHEDULE			○					ID-401.00	BAR DETAILS		○	○				
ID-101.00	CONSTRUCTION PLAN	○	○	○					ID-401.01	BAR DETAILS			○				
ID-102.00	FINISH FLOOR PLAN	○	○	○					ID-401.02	BAR DETAILS			○				
ID-103.00	MILLWORK PLAN		○	○					ID-402.00	OPEN KITCHEN PASS DETAILS		○	○				
ID-104.00	FURNITURE PLAN	○	○	○					ID-402.01	OPEN KITCHEN PASS DETAILS		○	○				
ID-105.00	REFLECTED CEILING PLAN	○	○	○					ID-402.02	OPEN KITCHEN PASS DETAILS			○				
ID-106.00	POWER PLAN	○	○	○					ID-402.03	OPEN KITCHEN PASS DETAILS			○				
ID-201.00	EXTERIOR AND ENTRANCE ELEVATIONS		○	○					ID-403.00	ENTRANCE VESTIBULE DETAILS			○				
ID-202.00	INTERIOR ELEVATIONS		○	○					ID-404.00	HOST STAND DETAILS			○				
ID-203.00	INTERIOR ELEVATIONS		○	○					ID-405.00	LOW WALL DETAILS			○				
ID-204.00	INTERIOR ELEVATIONS		○	○					ID-406.00	BUMP OUT DETAILS			○				
ID-205.00	INTERIOR ELEVATIONS		○	○					ID-407.00	COLUMN DETAILS			○				
ID-206.00	INTERIOR ELEVATIONS		○	○					ID-408.00	WINE STATION DETAILS			○				
ID-207.00	INTERIOR ELEVATIONS		○	○					ID-409.00	BAR LEANER DETAILS			○				
ID-208.00	INTERIOR ELEVATIONS		○	○					ID-409.01	BAR LEANER DETAILS			○				
									ID-409.02	BAR SHELF DETAILS			○				
									ID-410.00	COUNTER DETAILS			○				
									ID-411.00	SERVICE STATION DETAILS			○				

PROJECT TEAM

INTERIOR DESIGN
PARTS AND LABOR DESIGN
5 E 19TH STREET, 2ND FLOOR
NEW YORK, NY 10003
Phone: 646.248.7321
Contact: DANU HASSIK

ARCHITECT
SPACE ARCHITECTS + PLANNING
2149 N TALMAN AVE
CHICAGO, IL 60647
Phone: 312.829.6668 x 100
Contact: JAY KELLER

FOOD SERVICES
NSD
220 N. GREEN STREET
CHICAGO, IL 60607
Phone: 410.293.1200 x 125
Contact: STUART DAVIS

SEAL

SEAL & SIGNATURE:



PROJECT:

151
CHICAGO

DRAWING TITLE:

COVER SHEET & INDEX

DATE: 07.28.2017
PROJECT: 4197
DWG BY:
CHK BY:
DWG NO:

ID-001.00

OF

[illegible]

PARTS AND LABOR DESIGN

5 EAST 19TH STREET, 2ND FLOOR
NEW YORK, NY 10003 P: 646.248.7321

PROJECT:

51 W ERIE
ERIE (LA SALLE BLVD)
CHICAGO, IL 60610

©ALL RIGHTS RESERVED.

This drawing, and all graphic and written material contained herein, constitutes the original and unpublished work of PARTS & LABOR, and may not be copied, distributed, or used in whole or in part, without expressed written permission.

ISSUES:

NO:	DATE:	REMARKS:
1	07/14/2017	50% DD
2	07/28/2017	100% DD

SEAL & SIGNATURE:

PROJECT:

151
CHICAGO

DRAWING TITLE:

GENERAL NOTES

DATE: 07.28.2017

PROJECT: 4197

DWG BY: _____

CHK BY: _____

ID-002.00

OF

151 WEST ERIE ARCHITECTURAL FINISH INDEX										
CODE	LOCATION	APPLICATION	MANUFACTURER/ VENDOR	MODEL #	DESCRIPTION	SIZE/DIMS	FINISH/COLOR	SUPPLIER	NOTES	CONTACT
FABRIC										
FB-01	BAR	BAR DIE FACE	MOORE AND GILES	4788EC	LEATHER	50 SF AVERAGE HIDE SIZE	ECHO/GRANITE	OFCI	TO MATCH DESIGNER'S SAMPLE	SYDNEY MITCHIN STUDIOABL@ABLNYC.COM
FB-02	MILLWORK	MILLWORK/SHELVING	MOORE AND GILES	7010ECF	LEATHER	50 SF AVERAGE HIDE SIZE	ECHO/FAWN	OFCI	TO MATCH DESIGNER'S SAMPLE	SYDNEY MITCHIN STUDIOABL@ABLNYC.COM
GLASS										
GL-01	THROUGHOUT	THROUGHOUT	STANDARD MANUFACTURER	N/A	CLEAR GLASS - LOW IRON	REFER TO DRAWINGS	CLEAR	CFCI	STANDARD CLEAR GLASS	PER GENERAL CONTRACTOR
GL-02	THROUGHOUT	THROUGHOUT	STANDARD MANUFACTURER	N/A	CLEAR MIRROR	REFER TO DRAWINGS	MIRROR	CFCI	STANDARD CLEAR MIRROR	PER GENERAL CONTRACTOR
GL-03	THROUGHOUT	THROUGHOUT	BENDHEIM OR EQUAL	PL-1297	COLORLED GLASS	REFER TO DRAWINGS	AMBER	CFCI	TO MATCH DESIGNER'S SAMPLE	ANNA C LORENTE ALORENTE@BENDHEIM.COM
METAL										
MT-01	THROUGHOUT	THROUGHOUT	STANDARD MANUFACTURER	N/A	BLACKENED STEEL	REFER TO DRAWINGS	BRUSHED	CFCI	TO MATCH DESIGNER'S SAMPLE	PER GENERAL CONTRACTOR
MT-02	THROUGHOUT	THROUGHOUT	STANDARD MANUFACTURER	N/A	BRASS	REFER TO DRAWINGS	SATIN/BRUSHED	CFCI	TO MATCH DESIGNER'S SAMPLE	PER GENERAL CONTRACTOR
MT-03	THROUGHOUT	THROUGHOUT	STANDARD MANUFACTURER	N/A	STAINLESS STEEL	REFER TO DRAWINGS	BRUSHED	CFCI	TO MATCH DESIGNER'S SAMPLE	PER GENERAL CONTRACTOR
MT-04	THROUGHOUT	THROUGHOUT	STANDARD MANUFACTURER	N/A	WHITE METAL	REFER TO DRAWINGS	BRUSHED	CFCI	TO MATCH DESIGNER'S SAMPLE	PER GENERAL CONTRACTOR
PAINT										
PT-01	STOREFRONT	GLAZING/WINDOWS	BENJAMIN MOORE	TBD	AURA WATERBORNE INTERIOR PAINT	REFER TO DRAWINGS	FINAL PAINT COLOR TBD	CFCI		ROGER LIPPMAN RODGER.LIPPMAN@BENJAMINMOORE.COM
PT-02	PDR	BREEZEBLOCKS	BENJAMIN MOORE	TBD	AURA WATERBORNE INTERIOR PAINT	REFER TO DRAWINGS	FINAL PAINT COLOR TBD	CFCI		ROGER LIPPMAN RODGER.LIPPMAN@BENJAMINMOORE.COM
PT-02A	PDR	BREEZEBLOCKS	BENJAMIN MOORE	TBD	AURA WATERBORNE INTERIOR PAINT	REFER TO DRAWINGS	FINAL PAINT COLOR TBD	CFCI		ROGER LIPPMAN RODGER.LIPPMAN@BENJAMINMOORE.COM
PT-03	PDR	INTERIOR WINDOWS	BENJAMIN MOORE	TBD	AURA WATERBORNE INTERIOR PAINT	REFER TO DRAWINGS	FINAL PAINT COLOR TBD	CFCI		ROGER LIPPMAN RODGER.LIPPMAN@BENJAMINMOORE.COM
PT-04			BENJAMIN MOORE	TBD	AURA WATERBORNE INTERIOR PAINT	REFER TO DRAWINGS	FINAL PAINT COLOR TBD	CFCI		ROGER LIPPMAN RODGER.LIPPMAN@BENJAMINMOORE.COM
PT-05			BENJAMIN MOORE	TBD	AURA WATERBORNE INTERIOR PAINT	REFER TO DRAWINGS	FINAL PAINT COLOR TBD	CFCI		STANDARD MANUFACTURER
SPECIAL FINISH										
SF-01	THROUGHOUT	WALLS/CEILING	CUSTOM: PER GENERAL CONTRACTOR	N/A	ROUGH PLASTER FINISH	REFER TO DRAWINGS	STANDARD WHITE	CFCI	FINAL FINISH TO MATCH DESIGNER'S IMAGE AND/OR SAMPLE	PER GENERAL CONTRACTOR
SF-02	THROUGHOUT	WALLS/CEILING	CUSTOM: PER GENERAL CONTRACTOR	N/A	ROUGH PLASTER FINISH	REFER TO DRAWINGS	CHARCOAL	CFCI	FINAL FINISH TO MATCH DESIGNER'S IMAGE AND/OR SAMPLE	PER GENERAL CONTRACTOR
SF-02A	PDR/ENTRY	WALLS	BREEZEBLOCK.COM	GATE	DECORATIVE BREEZE BLOCK	290 mm x 290 mm x 90 mm	PAINTED PT-02	CFCI		https://www.breezeblocks.com.au
SF-02B	PDR/ENTRY	WALLS	BREEZEBLOCK.COM	TEAR DROP/CUSTOM?	DECORATIVE BREEZE BLOCK	290 mm x 290 mm x 90 mm	PAINTED PT-02	CFCI		https://www.breezeblocks.com.au
SF-02C	PDR/ENTRY	WALLS	BREEZEBLOCK.COM	CONE	DECORATIVE BREEZE BLOCK	290 mm x 290 mm x 90 mm	PAINTED PT-02	CFCI		https://www.breezeblocks.com.au
SF-02D	PDR/ENTRY	WALLS	BREEZEBLOCK.COM	SOLID	DECORATIVE BREEZE BLOCK	290 mm x 290 mm x 90 mm	PAINTED PT-02	CFCI		https://www.breezeblocks.com.au
STONE										
ST-01	BAR/THROUGHOUT	COUNTERS/MILLWORK	STONE SOURCE OR EQ.	N/A	CALACATTA VISION	REFER TO DRAWINGS	HONED	CFCI	FINAL SLAB TO BE APPROVED BY DESIGNER	STONE SOURCE REGIONAL FOR GA AND SC 202.265.5900
ST-02	BACK BAR	COUNTERS/MILLWORK	CAESARSTONE	TBD	STONE COUNTER TOP	HAZE/HONED	120" SLAB X .75" THICK	CFCI		PAMELA BAGLINO Pamela.Baglino@caesarstoneus.com

PARTS AND LABOR DESIGN

5 EAST 19TH STREET, 2ND FLOOR
NEW YORK, NY 10003 P: 646.248.7321

PROJECT:

151 W ERIE
151 W ERIE (LA SALLE BLVD)
CHICAGO, IL 60610

©ALL RIGHTS RESERVED.
This drawing, and all graphic and written material contained herein, constitutes the original and unpublished work of PARTS & LABOR, and may not be copied, distributed, or used in whole or in part, without expressed written permission.

ISSUES:

NO:	DATE:	REMARKS:
1	07/14/2017	50% DD
2	07/28/2017	100% DD

SEAL & SIGNATURE:

PROJECT:

151
CHICAGO

DRAWING TITLE:

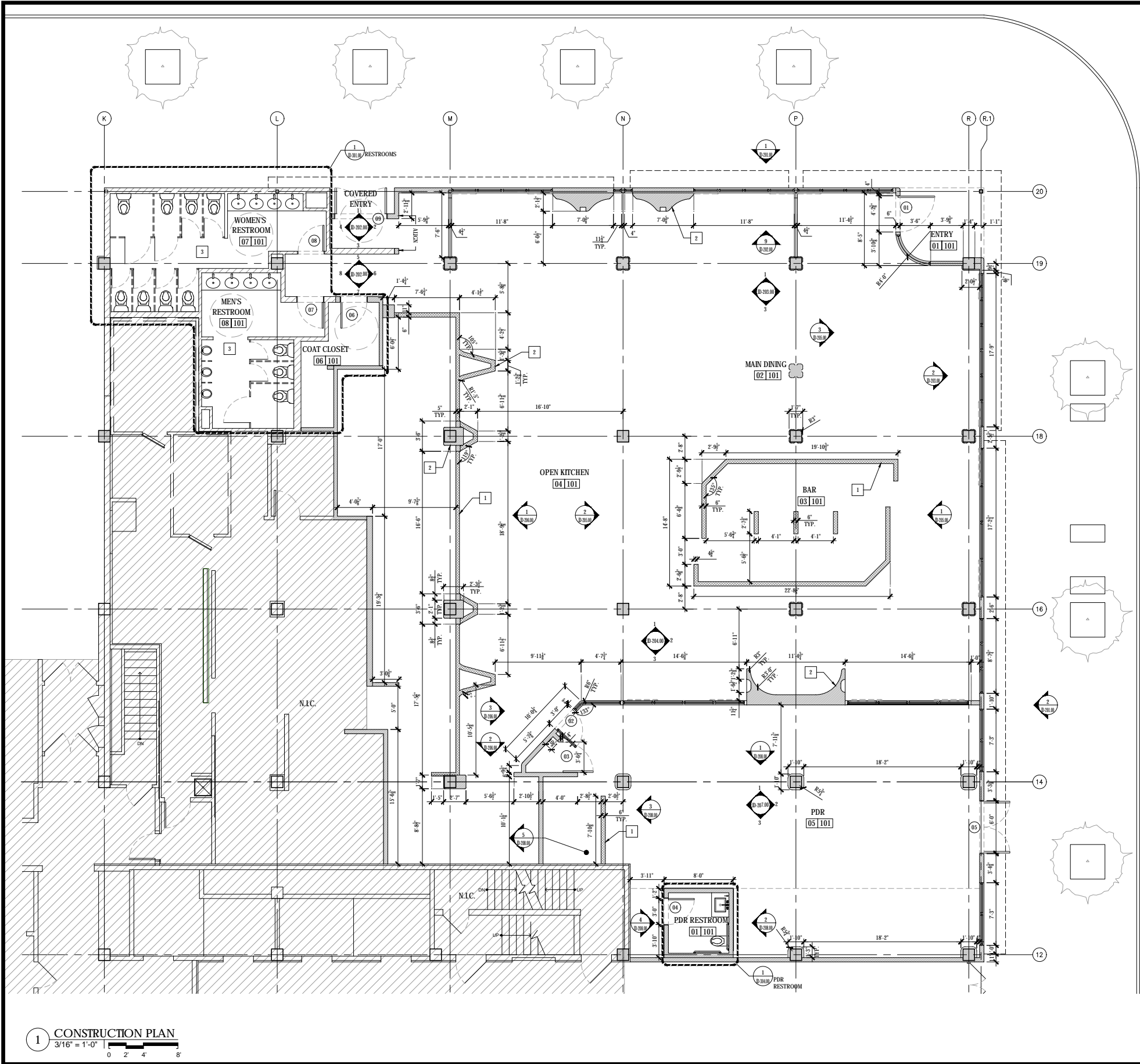
FINISHES, FIXTURES &
EQUIPMENT SCHEDULE

DATE: 07.28.2017
PROJECT: 4197
DWG BY:
CHK BY:
DWG NO:

ID-003.00

OF

CONFIDENTIAL



1. NOTIFY DESIGNER IMMEDIATELY OF ANY INCONSISTENCIES OR DISCREPANCIES WITH PLANS IN RELATION TO EXISTING FIELD CONDITIONS. SEE FIELD VERIFICATION NOTES THIS SHEET.
2. CONSULTANTS DRAWINGS ARE SUPPLEMENTAL TO THE ARCHITECTURAL DRAWINGS. IT IS THE RESPONSIBILITY OF THE GENERAL CONTRACTOR TO CROSS CHECK WITH ARCHITECTURAL DRAWINGS PRIOR TO THE ORDERING & INSTALLATION OF ANY MECHANICAL PLUMBING AND ELECTRICAL WORK. ANY DISCREPANCIES BETWEEN THE ARCHITECTURAL AND THE CONSULTING ENGINEERS DRAWINGS SHALL BE BROUGHT TO THE ARCHITECT'S ATTENTION FOR IMMEDIATE CLARIFICATION.
3. WRITTEN DIMENSIONS TAKE PRECEDENCE OVER SCALE ON THE CONSTRUCTION DOCUMENTS. DO NOT SCALE DRAWING DIRECTLY.
4. DIMENSIONS ARE FROM THE FACE OF FINISHED WALL TO FACE OF FINISHED WALL UNLESS NOTED OTHERWISE ON PLANS.
5. ALL MANUFACTURED ARTICLES, MATERIALS AND EQUIPMENT SHALL BE APPLIED, INSTALLED, CONNECTED, ERECTED, USED, CLEANED, AND CONTINUED IN ACCORDANCE WITH THE MANUFACTURER'S WRITTEN SPECIFICATIONS OR INSTRUCTIONS.
6. THE GENERAL CONTRACTOR SHALL PERSONALLY SUPERVISE AND DIRECT THE WORK. THE GENERAL CONTRACTOR IS RESPONSIBLE FOR ALL CONSTRUCTION AND / OR INSTALLATION METHODS, MEANS, TECHNIQUES, SEQUENCES AND PROCEDURES AND FOR COORDINATION OF ALL PORTIONS OF THE WORK.
7. ALL CONSTRUCTION SHALL COMPLY WITH ALL APPLICABLE CODES AND ORDINANCES IN PLACE AND IN THE LOCATION OF THE WORK.
8. ALL WORK SHALL BE EXECUTED IN A MANNER ACCEPTABLE TO THE LANDLORD. PHASED WORK THAT ALLOWS OTHER PARTS OF THE BUILDING TO REMAIN IN OPERATION DURING CONSTRUCTION IS TO BE COORDINATED BY THE GENERAL CONTRACTOR DIRECTLY WITH THE LANDLORD.
9. THE GENERAL CONTRACTOR SHALL PAY ALL FEES, LICENSES, PERMITS, AND INSPECTIONS REQUIRED FOR PROPER EXECUTION OF THE WORK.
10. UNLESS NOTED OTHERWISE, THE GENERAL CONTRACTOR SHALL PROVIDE AND PAY ALL LABOR MATERIAL, EQUIPMENT, TOOLS, CONSTRUCTION EQUIPMENT, MACHINERY, TRANSPORTATION, PERMITS AND OTHER SERVICES AND FACILITIES NECESSARY FOR PROPER AND TIMELY EXECUTION OF THE WORK.
11. THE GENERAL CONTRACTOR SHALL GUARANTEE ALL WORKMANSHIP AND MATERIALS FOR A PERIOD OF ONE YEAR FROM THE DATE OF WRITTEN SUBSTANTIAL COMPLETION.
12. THE GENERAL CONTRACTOR WARRANTS TO THE OWNER AND TO THE ARCHITECT THAT ALL MATERIALS AND EQUIPMENT FURNISHED UNDER THE CONTRACT ARE NEW UNLESS OTHERWISE SPECIFIED AND THAT ALL WORK WILL BE AS SPECIFIED AND FREE OF DEFECTS.
13. ALL PENETRATIONS OF FIRE RESISTIVE FLOORS OR SHAFT WALLS SHALL BE PROTECTED BY MATERIALS AND INSTALLATION DETAILS THAT CONFORM TO UL STANDARDS FOR TIGHT PENETRATION TESTS. SYSTEMS, THE CONTRACTOR SHALL SUBMIT SHOP DRAWING DETAILS, WHICH SHOW COMPLETE CONFORMANCE TO THE UL LISTING TO THE ARCHITECT. SUCH DRAWINGS SHALL BE AVAILABLE TO ANY CITY INSPECTORS. THE DRAWINGS SHALL BE SPECIFIC FOR EACH PENETRATION WITH ALL VARIABLES DEFINED.
14. ALL NEW HOT AND COLD BRANCH PIPING SHALL BE REPLACED BACK TO THE RISERS AND INSULATED. SHUT OFF VALVES SHALL BE INSTALLED AS CLOSE AS PRACTICAL TO RISER LOCATION.
15. ALL PLUMBING AND ELECTRICAL WORK SHALL BE PERFORMED BY LICENSED CONTRACTORS AND ALL REQUIRED PERMITS AND CERTIFICATIONS OBTAINED.
16. PROVIDE ADEQUATE BLOCKING FOR ALL MILLWORK, ACCESSORIES, CLOSETS.

1. KEY DETAIL NOTE

1 DIE WALL

2 FRAME OUT TO ACHIEVE NECESSARY DIMENSIONS AND ANGLES

3 EXISTING PARTITIONS AND FIXTURES TO REMAIN

○ ○ REFER TO DOOR SCHEDULE D-601.00

2. CONSTRUCTION KEY

AREA NOT IN SCOPE

EXISTING WALL

NEW WALL

BAR DIE WALL

PARTS AND LABOR DESIGN
5 EAST 19TH STREET, 2ND FLOOR
NEW YORK, NY 10003 P: 646.248.7321

PROJECT:

151 W ERIE
151 W ERIE (LA SALLE BLVD)
CHICAGO, IL 60610

©ALL RIGHTS RESERVED.
This drawing, and all graphic and written material contained herein, constitutes the original and unpublished work of PARTS & LABOR, and may not be copied, distributed, or used in whole or in part, without expressed written permission.

ISSUES:

NO.	DATE:	REMARKS:
1	07/14/2017	50% DD
2	07/28/2017	100% DD

PROJECT:

151 CHICAGO

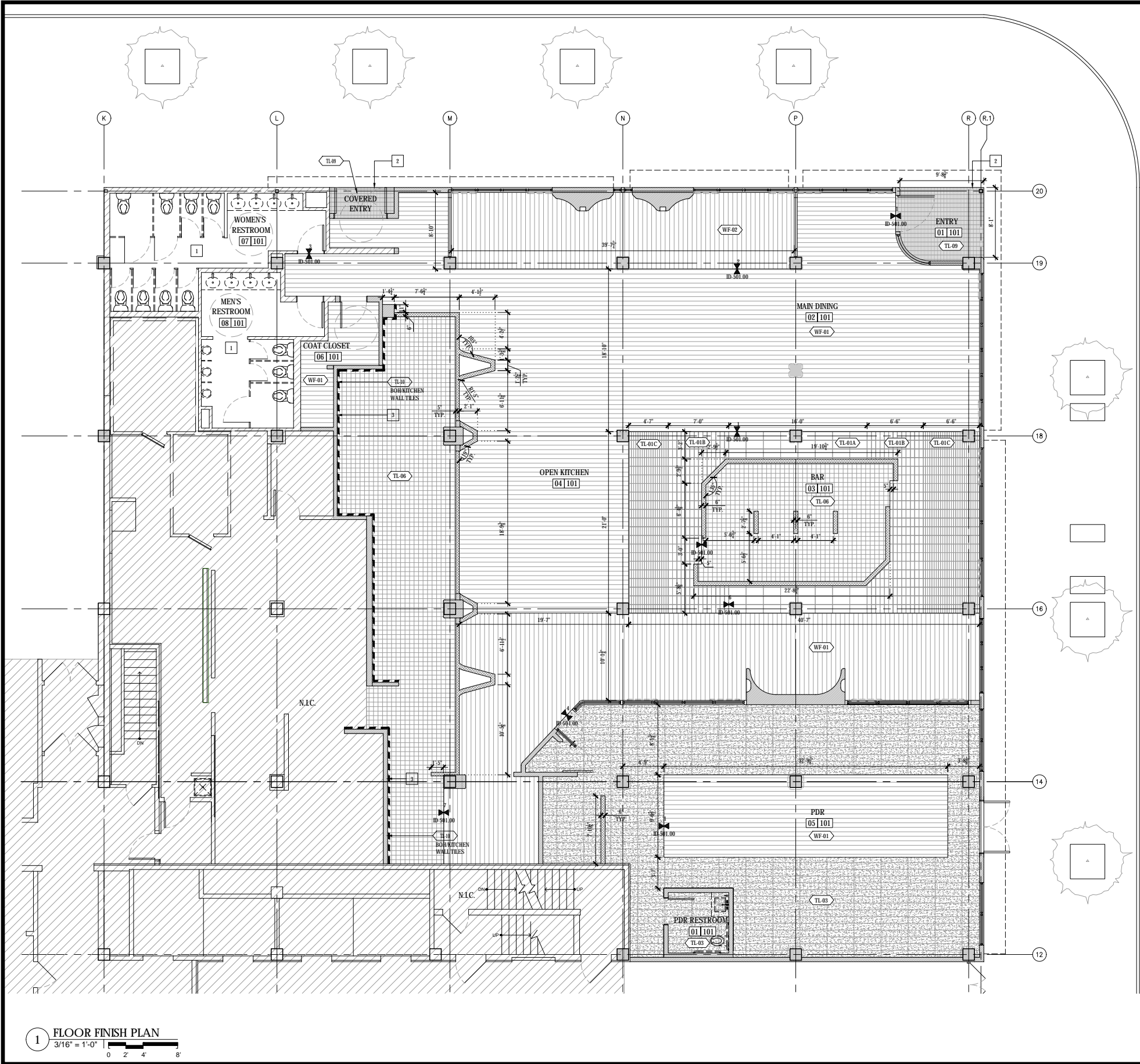
DRAWING TITLE:

CONSTRUCTION PLAN

DATE: 07.28.2017
PROJECT: 4197
DWG BY:
CHK BY:
DWG NO:

ID-101.00

OF



1. FLOOR FINISH NOTES
1. THE CONTRACTOR IS RESPONSIBLE FOR PROVIDING PROPER PROTECTION AGAINST DAMAGE TO EXISTING FURNITURE ADJACENT FINISHED WORK, FLOORING, ETC. IF APPLICABLE.
 2. REFER TO DETAIL SHEETS FOR ALL APPLICABLE FLOOR TRANSITION DETAILS.
 3. COORDINATE REFLECTED CEILING PLAN, DETAILS AND OTHER DRAWINGS OR SPECIFICATIONS BEFORE EXECUTING THIS WORK. SHOULD ANY DISCREPANCIES OCCUR, NOTIFY THE ARCHITECT AT ONCE.
 4. ALL CEILING SURFACES TO BE PAINTED SHALL BE FLAT PAINT UNLESS OTHERWISE NOTED. ALL OTHER WALL SURFACES SHALL BE EGGSHELL UNLESS OTHERWISE NOTED. REFER TO FINISH SCHEDULE AND PROJECT MANUAL FOR FURTHER INFORMATION.
 5. ANY FLOORING OUTLETS OR NECESSARY RECEPTACLES OF ANY KIND WHICH LAY IN FINISHED FLOORING ARE TO BE EXPOSED AND CLEANLY TRIMMED OR CUT AROUND.
 6. ALL FLOORS TO BE LEVELED PRIOR TO RECEIVING FINISH MATERIAL. REFER TO SPECIFICATIONS FOR ALL REQUIRED WORK.
 7. FINISH FLOORING INSTALLATION: GC SHALL USE MANUFACTURERS RECOMMENDED SETTING MATERIALS AS COMMENSURATE WITH EXISTING FLOOR SUBSTRATES. PROVIDE A SINGLE SHEET MEMBRANES THAT PROVIDES WATERPROOFING AND CRACK ISOLATION / JOINT BRIDGING.
 8. THE FINISH FLOORING IS TO BE PROTECTED BY GC AFTER INSTALLATION.

2. FLOORING MATERIAL KEY
- CONCRETE TILE
 - QUARRY TILE
 - TILE
 - TILE
 - WOOD
 - WOOD

3. FLOOR FINISH DETAIL NOTE
1. EXISTING FLOOR TILE TO REMAIN
 2. TRANSITION TO BE FURTHER DEVELOPED WITH AOR AND GC.
 3. DASHED LINE INDICATES EXTENT OF TILE. BOH WALL TO BE COORDINATED WITH FSE CONSULTANTS AND DRAWING SET.

PARTS AND LABOR
DESIGN
5 EAST 19TH STREET, 2ND FLOOR
NEW YORK, NY 10003 P: 646.248.7321

PROJECT:

151 W ERIE
151 W ERIE (LA SALLE BLVD)
CHICAGO, IL 60610

©ALL RIGHTS RESERVED.
This drawing, and all graphic and written material contained herein, constitutes the original and unpublished work of PARTS & LABOR, and may not be copied, distributed, or used in whole or in part, without expressed written permission.

ISSUES:
NO: DATE: REMARKS:
1 07/14/2017 50% DD
2 07/28/2017 100% DD

SEAL & SIGNATURE:

PROJECT:

151
CHICAGO

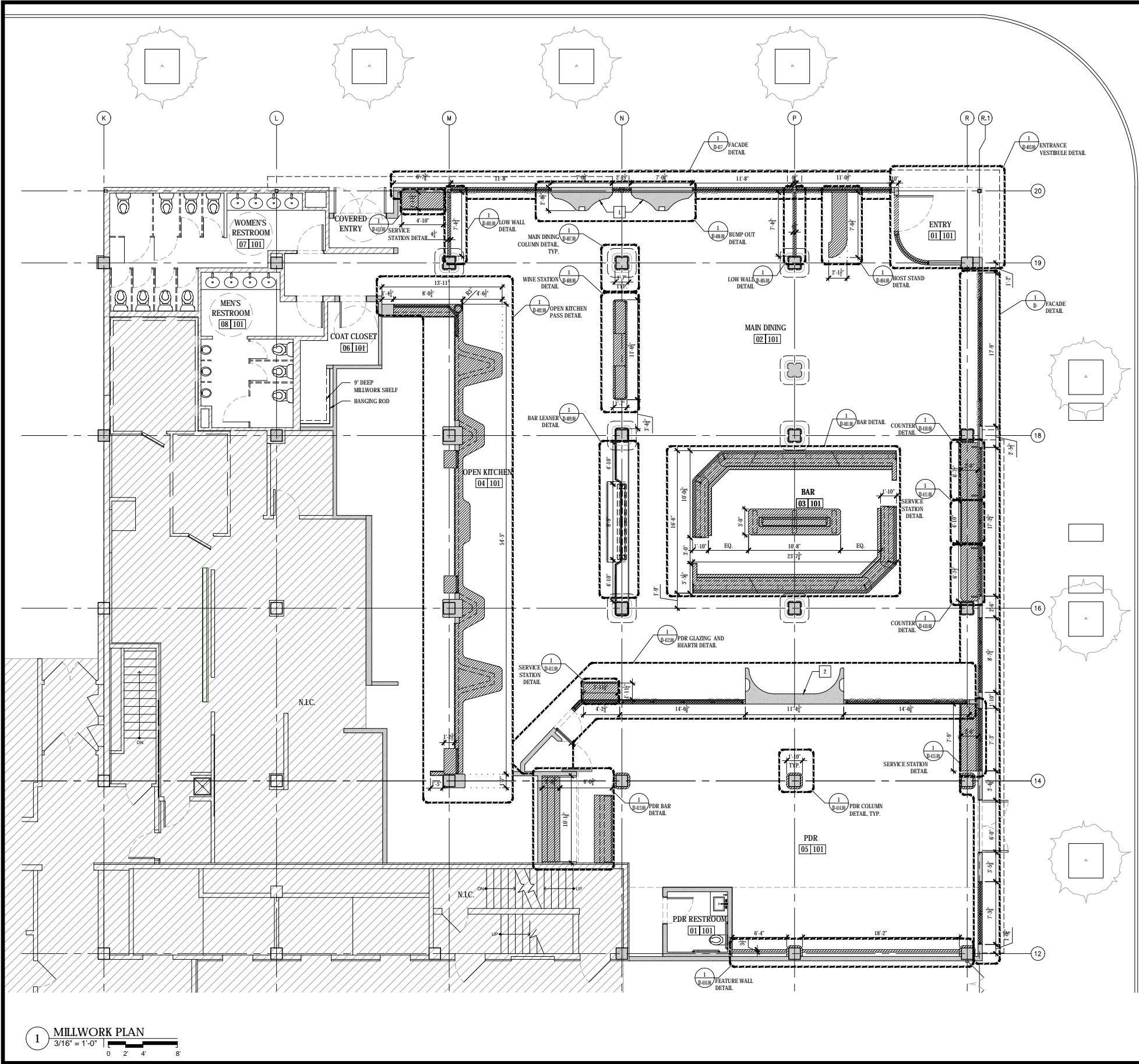
DRAWING TITLE:

FLOOR FINISH PLAN

DATE: 07.28.2017
PROJECT: 4197
DWG BY:
CHK BY:
DWG NO:

ID-102.00

OF



1. MILLWORK NOTES

- 1 FULLY COORDINATE W/ SE-03D AND SE-03C SHOP DRAWINGS
- 2 FULLY COORDINATE W/ SE-03B SHOP DRAWINGS

PARTS AND LABOR
DESIGN
5 EAST 19TH STREET, 2ND FLOOR
NEW YORK, NY 10003 P: 646.248.7321

PROJECT:

151 W ERIE
151 W ERIE (LA SALLE BLVD)
CHICAGO, IL 60610

©ALL RIGHTS RESERVED.

This drawing, and all graphic and written material contained herein, constitutes the original and unpublished work of PARTS & LABOR, and may not be copied, distributed, or used in whole or in part, without expressed written permission.

ISSUES:

NO:	DATE:	REMARKS:
1	07/14/2017	50% DD
2	07/28/2017	100% DD

SEAL & SIGNATURE:

PROJECT:

151
CHICAGO

DRAWING TITLE:

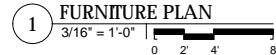
MILLWORK PLAN

DATE: 07.28.2017
PROJECT: 4197
DWG BY:
CHK BY:
DWG NO:

ID-103.00

OF

CONFIDENTIAL



**PARTS AND LABOR
DESIGN**
5 EAST 19TH STREET, 2ND FLOOR
NEW YORK, NY 10003 P: 646.248.7321

151 W ERIE
151 W ERIE (LA SALLE BLVD)
CHICAGO, IL 60610

©ALL RIGHTS RESERVED.
This drawing, and all graphic and written material contained herein, constitutes the original and unpublished work of PARTS & LABOR, and may not be copied, distributed, or used in whole or in part, without expressed written permission.

ISSUES:		
NO:	DATE:	REMARKS:
1	07/14/2017	50% DD
2	07/28/2017	100% DD

1000

SEAL & SIGNATURE

PROJECT:

151
CHICAGO

DRAWING TITLE:

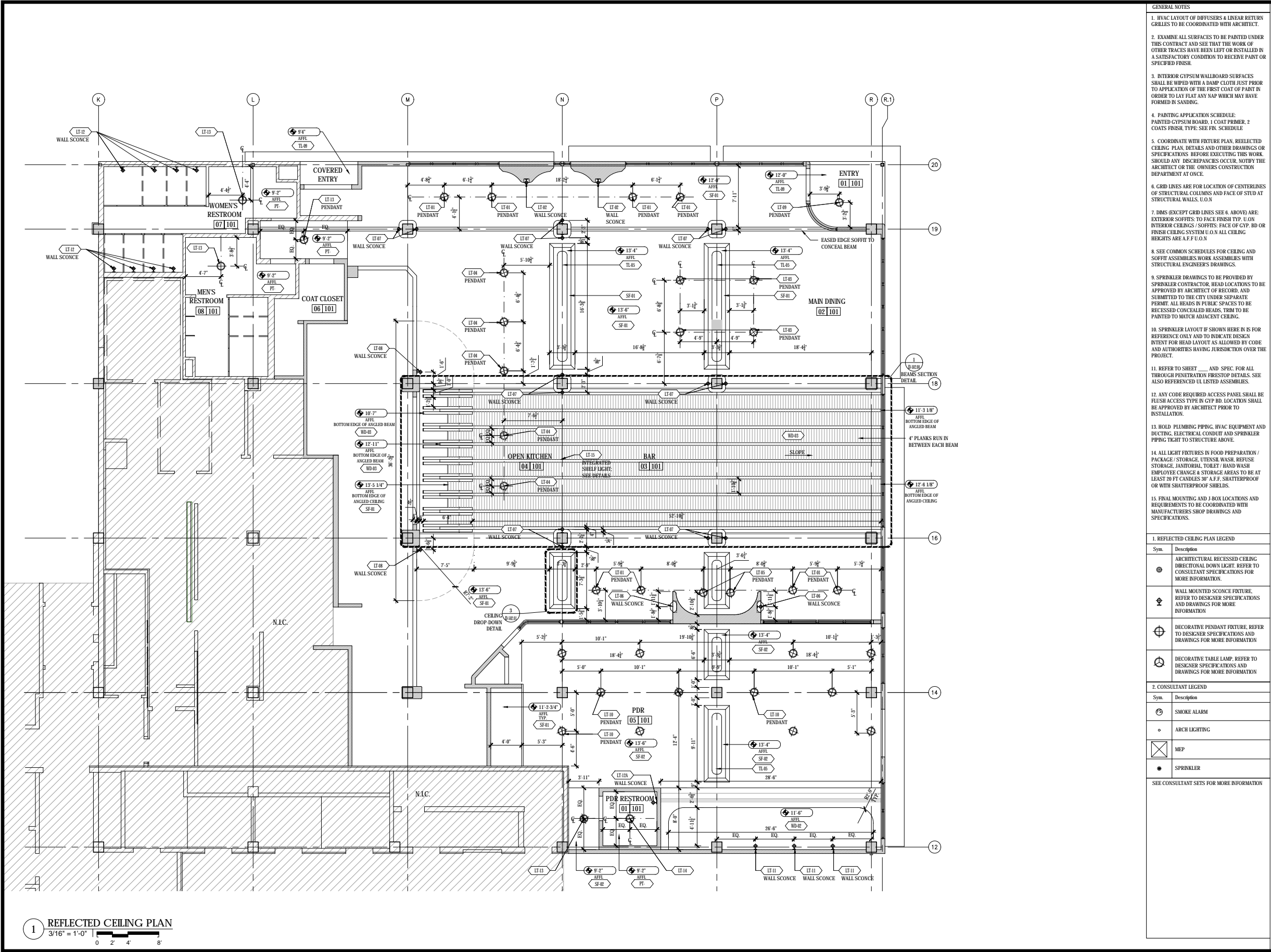
FURNITURE PLAN

DATE: 07.28.2017
PROJECT: 4197
DWG BY:
CHK BY:
DWG NO:

G NO: **ID-104.00**

OF

AREA	SEATS	
MAIN BAR	26	
EXPO KITCHEN DINING	38	
MAIN DINING	81	
PDR	58	
PDR BAR	4	
TOTAL		207



- GENERAL NOTES
1. HVAC LAYOUT OF DIFFUSERS & LINEAR RETURN GRILLES TO BE COORDINATED WITH ARCHITECT.
 2. EXAMINE ALL SURFACES TO BE PAINTED UNDER THIS CONTRACT AND SEE THAT THE WORK OF OTHER TRACES HAVE BEEN LEFT OR INSTALLED IN A SATISFACTORY CONDITION TO RECEIVE PAINT OR SPECIFIED FINISH.
 3. INTERIOR GYPSUM WALLBOARD SURFACES SHALL BE WIPED WITH A DAMP CLOTH JUST PRIOR TO APPLICATION OF THE FIRST COAT OF PAINT IN ORDER TO LAY FLAT ANY NAP WHICH MAY HAVE FORMED IN SANDING.
 4. PAINTING APPLICATION SCHEDULE:
PAINTED GYPSUM BOARD, 1 COAT PRIMER, 2 COATS FINISH, TYPE SEE FIN. SCHEDULE
 5. COORDINATE WITH FIXTURE PLAN, REFLECTED CEILING PLAN, DETAILS AND OTHER DRAWINGS OR SPECIFICATIONS BEFORE EXECUTING THIS WORK. SHOULD ANY DISCREPANCIES OCCUR, NOTIFY THE ARCHITECT OR THE OWNERS CONSTRUCTION DEPARTMENT AT ONCE.
 6. GRID LINES ARE FOR LOCATION OF CENTERLINES OF STRUCTURAL COLUMNS AND FACE OF STUD AT STRUCTURAL WALLS, U.O.N
 7. DIMS (EXCEPT GRID LINES SEE 6. ABOVE) ARE:
EXTERIOR SOFFITS: TO FACE FINISH TYP. U.O.N
INTERIOR CEILINGS / SOFFITS: FACE OF GYP. BD OR FINISH CEILING SYSTEM U.O.N ALL CEILING HEIGHTS ARE A.F.F.U.O.N
 8. SEE COMMON SCHEDULES FOR CEILING AND SOFFIT ASSEMBLIES WORK ASSEMBLIES WITH STRUCTURAL ENGINEERS DRAWINGS.
 9. SPRINKLER DRAWINGS TO BE PROVIDED BY SPRINKLER CONTRACTOR. HEAD LOCATIONS TO BE APPROVED BY ARCHITECT OF RECORD, AND SUBMITTED TO THE CITY UNDER SEPARATE PERMIT. ALL HEADS IN PUBLIC SPACES TO BE RECESSED CONCEALED HEADS, TRIM TO BE PAINTED TO MATCH ADJACENT CEILING.
 10. SPRINKLER LAYOUT IF SHOWN HERE IN IS FOR REFERENCE ONLY AND TO INDICATE DESIGN INTENT FOR HEAD LAYOUT AS ALLOWED BY CODE AND AUTHORITIES HAVING JURISDICTION OVER THE PROJECT.
 11. REFER TO SHEET ____ AND SPEC. FOR ALL THROUGH PENETRATION FIRESTOP DETAILS. SEE ALSO REFERENCED UL LISTED ASSEMBLIES.
 12. ANY CODE REQUIRED ACCESS PANEL SHALL BE FLUSH ACCESS TYPE IN GYP BD. LOCATION SHALL BE APPROVED BY ARCHITECT PRIOR TO INSTALLATION.
 13. HOLD PLUMBING PIPING, HVAC EQUIPMENT AND DUCTING, ELECTRICAL CONDUIT AND SPRINKLER PIPING TIGHT TO STRUCTURE ABOVE.
 14. ALL LIGHT FIXTURES IN FOOD PREPARATION / PACKAGE / STORAGE, UTENSIL WASH, REFUSE STORAGE, JANITORIAL TOILET / HAND WASH, EMPLOYEE CHANGE & STORAGE AREAS TO BE AT LEAST 20 FT CANDLES 30" A.F.F. SHATTERPROOF OR WITH SHATTERPROOF SHIELDS.
 15. FINAL MOUNTING AND J-BOX LOCATIONS AND REQUIREMENTS TO BE COORDINATED WITH MANUFACTURERS SHOP DRAWINGS AND SPECIFICATIONS.

1. REFLECTED CEILING PLAN LEGEND	
Sym.	Description
	ARCHITECTURAL RECESSED CEILING DIRECTIONAL DOWN LIGHT. REFER TO CONSULTANT SPECIFICATIONS FOR MORE INFORMATION.
	WALL MOUNTED SCONCE FIXTURE. REFER TO DESIGNER SPECIFICATIONS AND DRAWINGS FOR MORE INFORMATION
	DECORATIVE PENDANT FIXTURE. REFER TO DESIGNER SPECIFICATIONS AND DRAWINGS FOR MORE INFORMATION
	DECORATIVE TABLE LAMP. REFER TO DESIGNER SPECIFICATIONS AND DRAWINGS FOR MORE INFORMATION
2. CONSULTANT LEGEND	
Sym.	Description
	SMOKE ALARM
	ARCH LIGHTING
	MEP
	SPRINKLER
SEE CONSULTANT SETS FOR MORE INFORMATION	

PARTS AND LABOR DESIGN

5 EAST 19TH STREET, 2ND FLOOR
NEW YORK, NY 10003 P: 646.248.7321

PROJECT:

151 W ERIE
151 W ERIE (LA SALE BLVD)
CHICAGO, IL 60610

©ALL RIGHTS RESERVED.
This drawing, and all graphic and written material contained herein, constitutes the original and unpublished work of PARTS & LABOR, and may not be copied, distributed, or used in whole or in part, without expressed written permission.

ISSUES:

NO.	DATE:	REMARKS:
1	07/14/2017	50% DD
2	07/28/2017	100% DD

BEGIN

SEAL & SIGNATURE:

PROJECT:

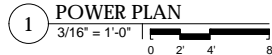
151
CHICAGO

DRAWING TITLE:

REFLECTED CEILING PLAN

DATE:	07.28.2017
PROJECT:	4197
DWG BY:	
CHK BY:	
DWG NO:	ID-105.00

OF



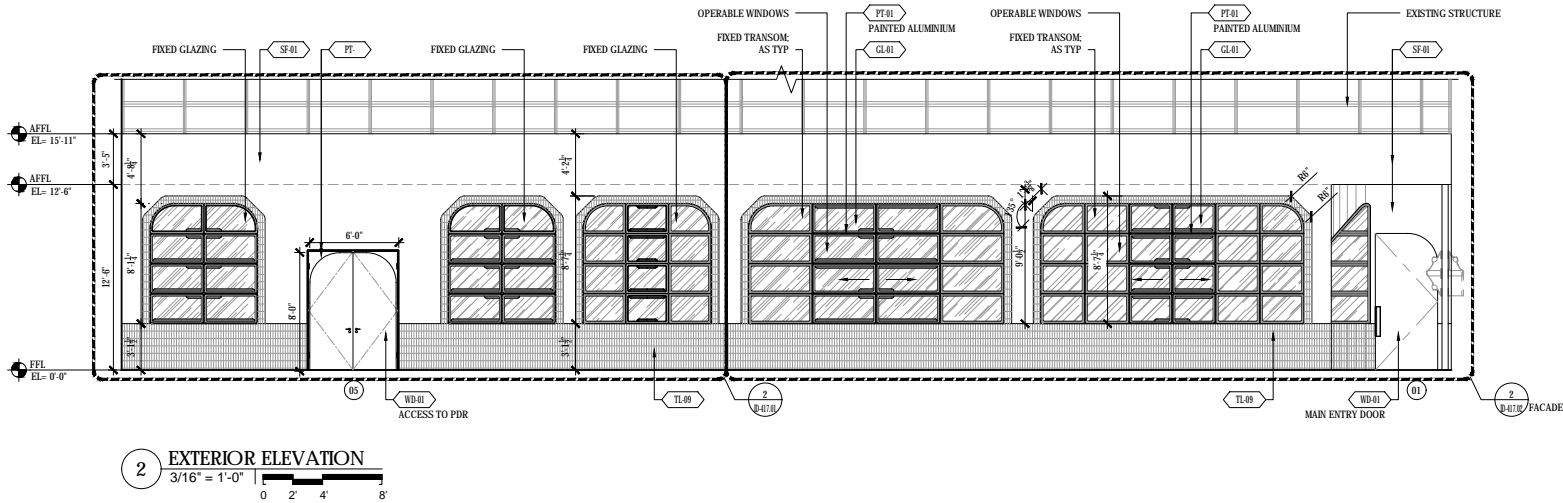
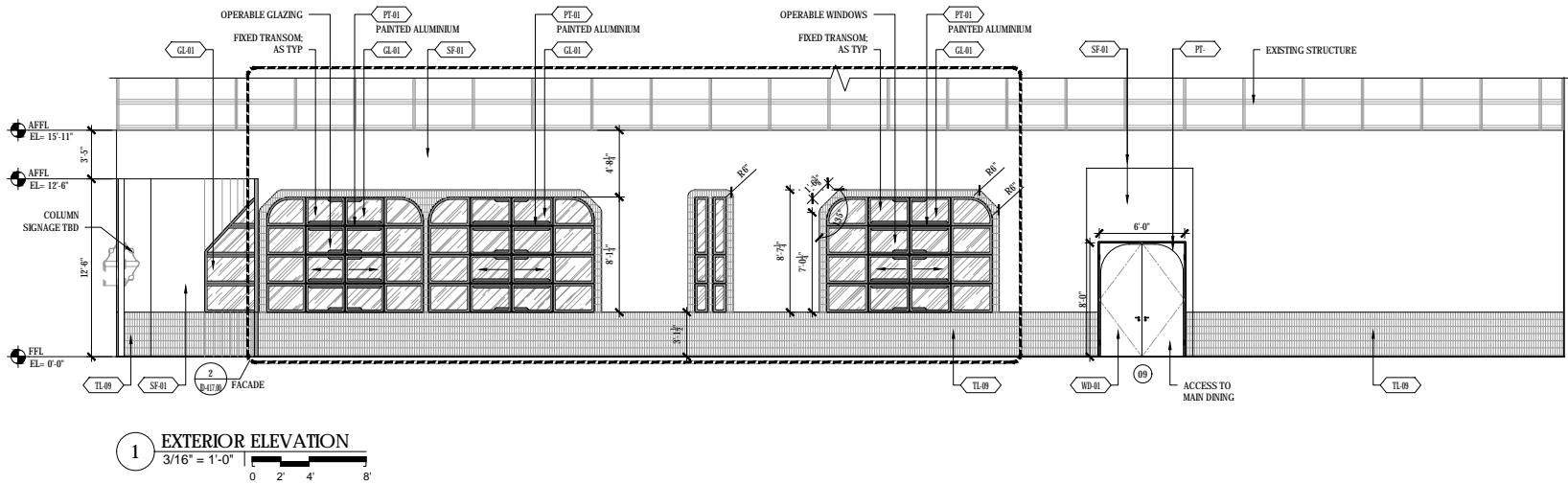
3. NOTES:

- ID SET REFLECTS POWER ASSOCIATE W/ MILLWORK / ID SCOPE. PLEASE REFER TO AOR SET FOR ADDITIONAL FIXTURES.
- OWNER TO PROVIDE NECESSARY EQUIPMENT SPECIFICATIONS SUCH AS POS. GC TO CONFIRM ADEQUATE POWER FOR REQUIRED EQUIPMENT.

ISSUES:		
NO:	DATE:	REMARKS:
1	07/14/2017	50% DD
2	07/28/2017	100% DD

G NO: **ID-106.00**

OF



KEY DETAIL NOTE & GENERAL NOTES

PARTS AND LABOR
DESIGN
5 EAST 19TH STREET, 2ND FLOOR
NEW YORK, NY 10003 P: 646.248.7321

PROJECT:

151 W ERIE
151 W ERIE (LA SALLE BLVD)
CHICAGO, IL 60610

©ALL RIGHTS RESERVED.

This drawing, and all graphic and written material contained herein, constitutes the original and unpublished work of PARTS & LABOR, and may not be copied, distributed, or used in whole or in part, without expressed written permission.

ISSUES:

NO:	DATE:	REMARKS:
1	07/14/2017	50% DD
2	07/28/2017	100% DD

DESIGN

SEAL & SIGNATURE:

PROJECT:

151
CHICAGO

DRAWING TITLE:

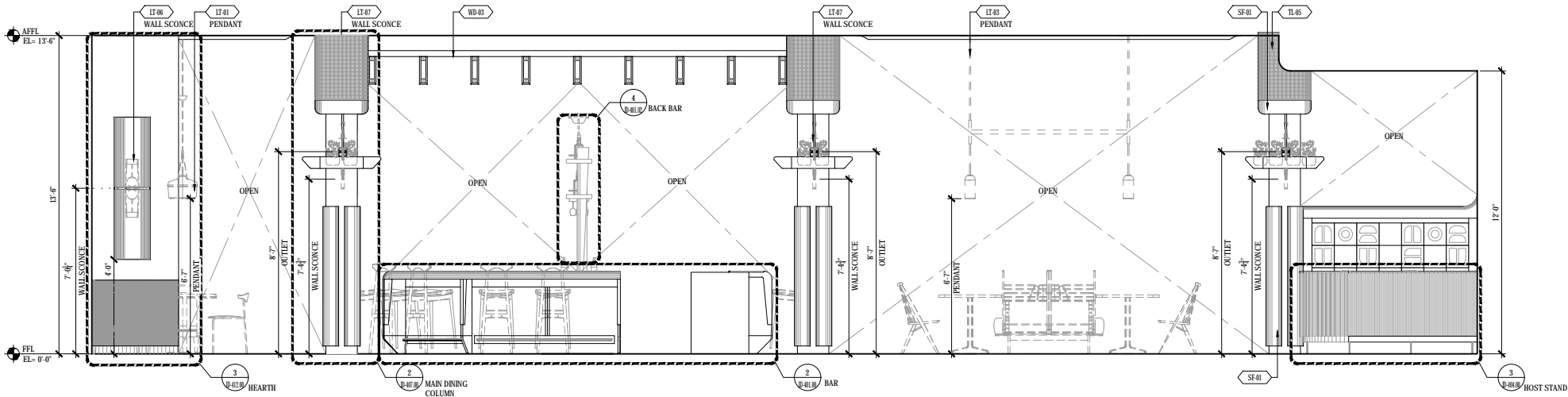
**EXTERIOR AND ENTRANCE
ELEVATIONS**

DATE: 07.28.2017
PROJECT: 4197
DWG BY:
CHK BY:

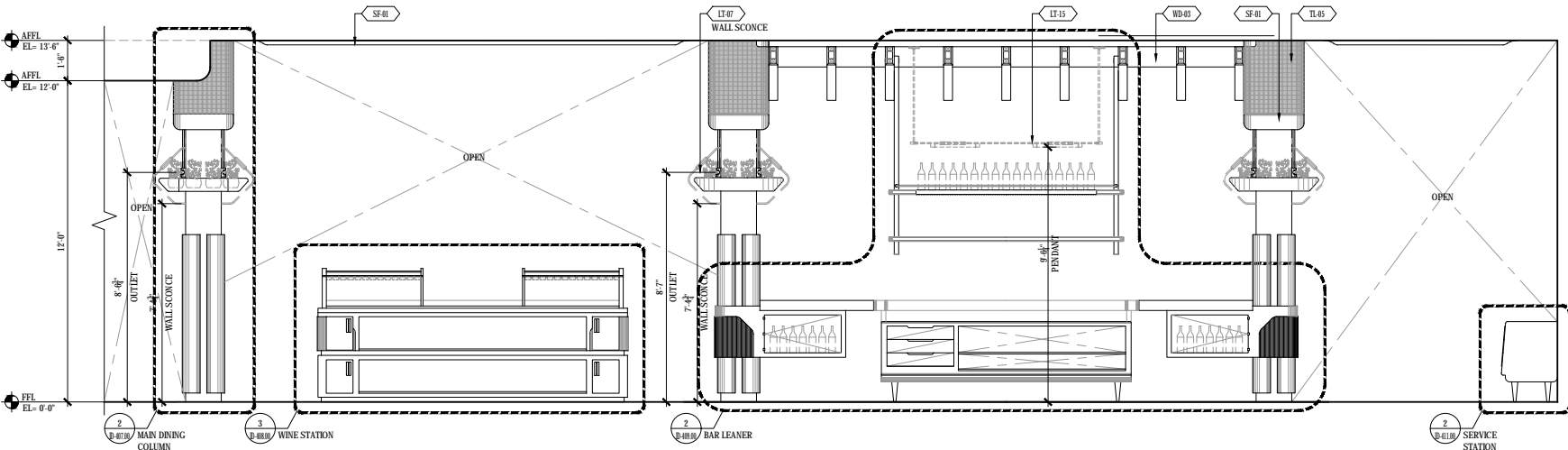
DWG NO:
ID-201.00

OF

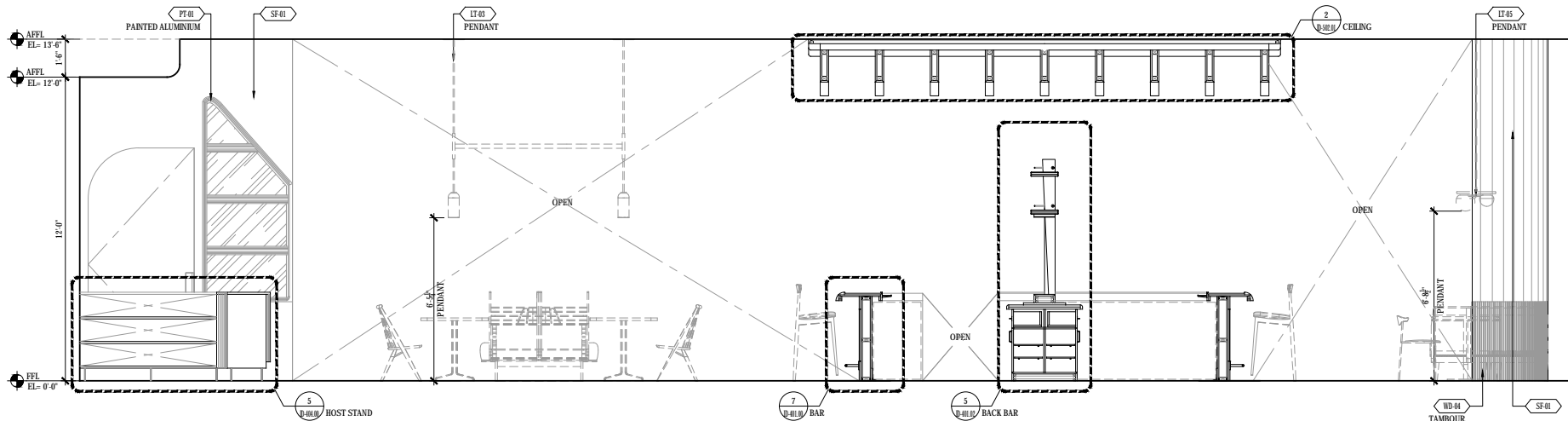
CONFIDENTIAL



1 BAR ELEVATION
3/8" = 1'-0"



2 BAR ELEVATION
3/8" = 1'-0"



3 BAR ELEVATION
3/8" = 1'-0"

KEY DETAIL NOTE & GENERAL NOTES

PARTS AND LABOR
DESIGN
5 EAST 19TH STREET, 2ND FLOOR
NEW YORK, NY 10003 P: 646.248.7321

PROJECT:

151 W ERIE
151 W ERIE (LA SALLE BLVD)
CHICAGO, IL 60610

©ALL RIGHTS RESERVED.
This drawing, and all graphic and written material
contained herein, constitutes the original and
unpublished work of PARTS & LABOR, and may not
be copied, distributed, or used in whole or in part,
without expressed written permission.

ISSUES:

NO.	DATE:	REMARKS:
1	07/14/2017	50% DD
2	07/28/2017	100% DD
3	09/14/2017	100% CD

DESIGN

SEAL & SIGNATURE:

PROJECT:

151
CHICAGO

DRAWING TITLE:

INTERIOR ELEVATIONS

DATE: 09.14.2017

PROJECT: 4197

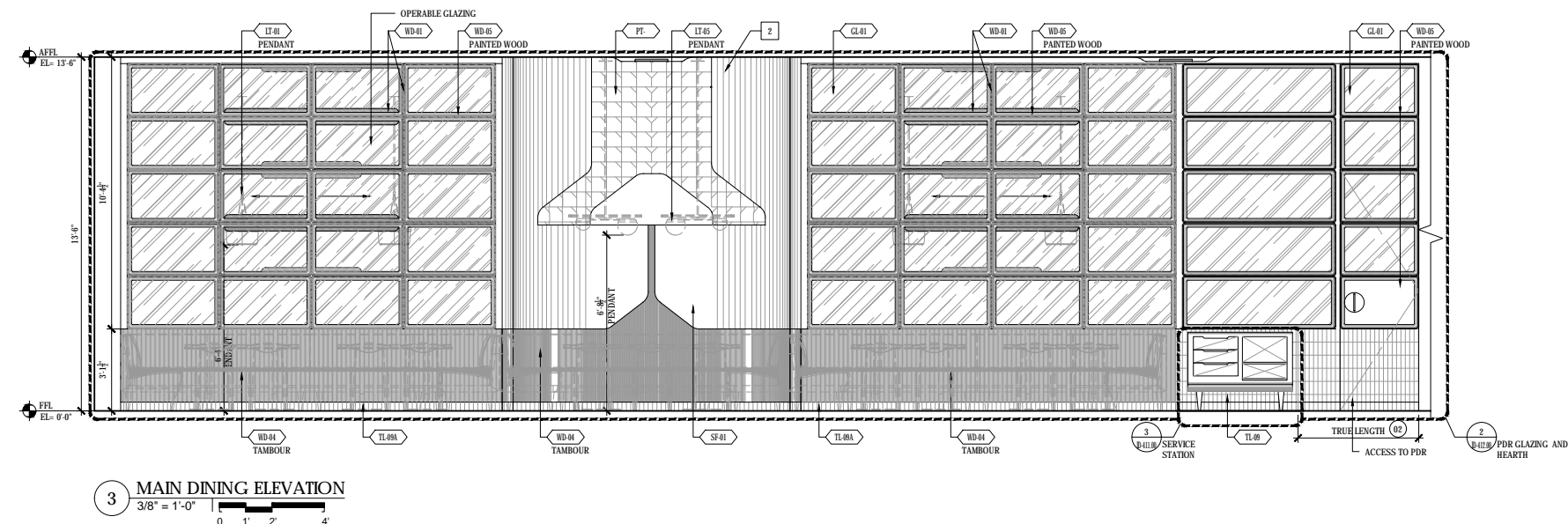
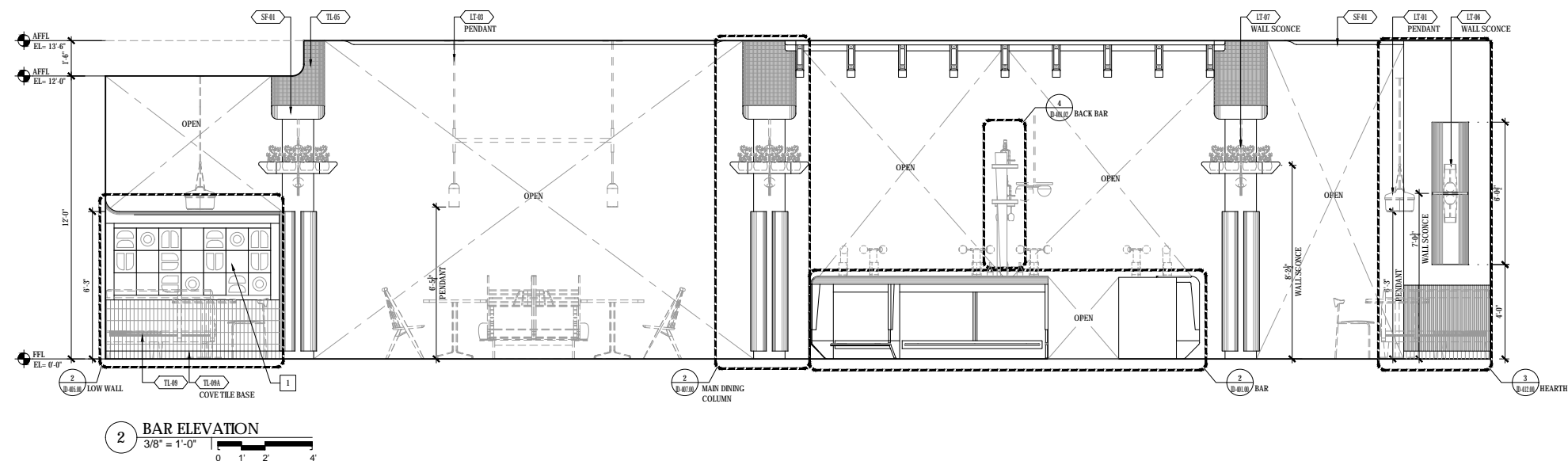
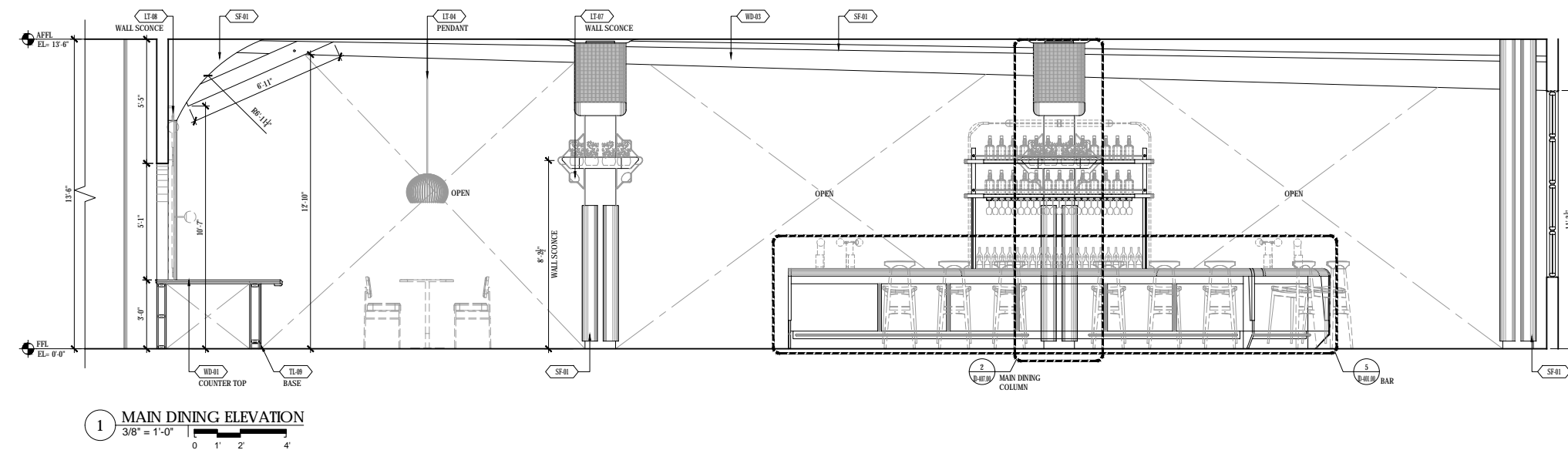
DWG BY:

CHK BY:

DWG NO:

ID-205.00

OF



KEY	DETAIL NOTE & GENERAL NOTES
-----	-----------------------------

- 1 REFER TO DETAIL SHEET FOR
DEOCRATIVE BREEZEBLOCK DETAILS
- 2 HEARTH CURVE TO BE FULLY
COORDINATED W/ BANQUETTE SHOP
DRAWINGS SE-03B

- 2 HEARTH CURVE TO BE FULLY
COORDINATED W/ BANQUETTE SHOP
DRAWINGS SE-03B

PARTS AND LABOR DESIGN

5 EAST 19TH STREET, 2ND FLOOR
NEW YORK, NY 10003 P: 646.248.7321

PROJECT:

151 W ERIE
151 W ERIE (LA SALLE BLVD)
CHICAGO, IL 60610

©ALL RIGHTS RESERVED.

This drawing, and all graphic and written material contained herein, constitutes the original and unpublished work of PARTS & LABOR, and may not be copied, distributed, or used in whole or in part, without expressed written permission.

ISSUES:

NO: DATE: REMARKS:

1	07/14/2017	50% DD
---	------------	--------

2 07/28/2017 100% DD

BSCAN

SEAL & SIGNATURE:

PROJECT:

151
CHICAGO

DRAWING TITLE:

INTERIOR ELEVATIONS

DATE: 07.28.2017

PROJECT: 4197

DWG BY:

CHK BY:

DWG NO: **11**

WG NO: **ID-204.00**

OF

CH-01
BARSTOOL

#4197 PST W. ERIE
151 W Erie St, Chicago, IL, , 60654

AREAS: BAR
QUANTITY: 20
MODEL NUMBER: N/A - CUSTOM
DIMENSIONS: REFER TO DWGS FOR DIMS
SEAT HEIGHT: 30"
BACK CUSHION N/A - WOOD
STYLE: FULLY ATTACHED/TIGHT
SEAT CUSHION
STYLE: DACRON WRAPPED HR FOAM
CUSHION
CONTENT: CHF-01.1
COM/COL: CHF-01.1
LEAD TIME: 10-12 WEEK TYPICAL FABRICATION

OFCI OFOI CFCI CFOI

Fabric: LEATHER (CHF-01.1)



Metal: SATIN BRASS (MTF-02)



Wood: WALNUT (WDF-01)



VENDOR
CUSTOM - TO BID

VENDOR CONTACT

REQUIRED ITEMS FOR DESIGNER APPROVAL PRIOR TO FABRICATION

CFA FINISH SAMPLE FLAME CERT PROTOTYPE SEAMING DIAGRAM SHOP DWGS STRIKE OFF

INSTRUCTIONS:

"PAINTED" FAUX METAL FINISHES ARE NOT TO BE USED UNLESS STATED OTHERWISE. PLATED METAL/STEEL MUST BE SUBMITTED FOR SAMPLE REVIEW.
REFERENCE APPROVED DRAWINGS FOR EXACT LOCATIONS AND/OR MOUNTING HEIGHTS OF FURNITURE, LIGHTING & ACCESSORIES.
IN THE EVENT OF A DISCREPANCY BETWEEN DRAWINGS AND SPECIFICATIONS, PLEASE CONTACT PLD IMMEDIATELY FOR WRITTEN CLARIFICATION.
ALL SUBSTITUTIONS MUST BE APPROVED BY DESIGNER PRIOR TO PURCHASE / PRODUCTION.
ALL MATERIALS TO MEET LOCAL FIRE CODES.
ALL MATERIALS AND CONSTRUCTION TO BE CONTRACT QUALITY SUITABLE FOR COMMERCIAL USE.
MANUFACTURER TO PROVIDE REQUIRED HARDWARE AND INSTRUCTIONS FOR PROPER INSTALLATION. IN EVENT ADDITIONAL HARDWARE IS NEEDED, MFR IS RESPONSIBLE FOR NOTIFYING GENERAL CONTRACTOR AND PLD.
METALS: POLYURETHANE PROTECTIVE SURFACE TREATMENT TO BE APPLIED UNLESS OTHERWISE NOTED
STONES: COMMERCIAL GRADE SEALER TO BE APPLIED TO PREVENT STAINING
MANUFACTURER TO PROVIDE SHOP DRAWINGS AND FINISH SAMPLES FOR DESIGNER APPROVAL TO MATCH DESIGNER'S CONTROL SAMPLE.
REFER TO MANUFACTURER'S INSTRUCTIONS FOR INSTALLATION / SEALANT GUIDELINES.
ALL FACE VENEERS SHALL BE MATCHED FOR COLOR AND GRAIN TO PRESENT A UNIFORM APPEARANCE UNLESS STATED OTHERWISE


CH-02
COUNTER CHAIR @ OPEN KITCHEN

#4197 PST W. ERIE
151 W Erie St, Chicago, IL, , 60654

AREAS: OPEN KITCHEN
QUANTITY: 24
MODEL NUMBER: N/A - CUSTOM
DIMENSIONS: REFER TO DWGS FOR FINAL DIMS
SEAT HEIGHT: 24"
BACK CUSHION FULLY ATTACHED/MEDIUM
STYLE: FULLY ATTACHED/FIRM
SEAT CUSHION
STYLE: DACRON WRAPPED HR FOAM
CUSHION
CONTENT: CHF-02.1, CHF-02.2, CHF-02.3
COM/COL: CHF-02.1, CHF-02.2, CHF-02.3
LEAD TIME: TYPICAL 10-12 WEEK

OFCI OFOI CFCI CFOI

Fabric: LEATHER (CHF-02.1)



Fabric: FABRIC (CHF-02.2)



Fabric: FABRIC (CHF-02.3)



Paint: PAINT (PTF-01)



VENDOR
CUSTOM - TO BID

VENDOR CONTACT

REQUIRED ITEMS FOR DESIGNER APPROVAL PRIOR TO FABRICATION

CFA FINISH SAMPLE FLAME CERT PROTOTYPE SEAMING DIAGRAM SHOP DWGS STRIKE OFF

INSTRUCTIONS:

"PAINTED" FAUX METAL FINISHES ARE NOT TO BE USED UNLESS STATED OTHERWISE. PLATED METAL/STEEL MUST BE SUBMITTED FOR SAMPLE REVIEW.
REFERENCE APPROVED DRAWINGS FOR EXACT LOCATIONS AND/OR MOUNTING HEIGHTS OF FURNITURE, LIGHTING & ACCESSORIES.
IN THE EVENT OF A DISCREPANCY BETWEEN DRAWINGS AND SPECIFICATIONS, PLEASE CONTACT PLD IMMEDIATELY FOR WRITTEN CLARIFICATION.
ALL SUBSTITUTIONS MUST BE APPROVED BY DESIGNER PRIOR TO PURCHASE / PRODUCTION.

SE-02
STRAIGHT BANQUETTE @ WINE
STATION

AREAS: MAIN DINING
QUANTITY: 1
MODEL NUMBER: CUSTOM - TO BID
LINEAR FEET: 12
SEAT HEIGHT: 18.5"
CUSHION CONTENT: DACRON WRAPPED HR FOAM
BACK CUSHION FULLY ATTACHED/TIGHT/CHANNEL
STYLE: TUFT
SEAT CUSHION FULLY ATTACHED/TIGHT/MEDIUM
STYLE: FIRM
COM/COL: SEF-02.1

OFCI OFOI CFCI CFOI

Fabric: FAUX LEATHER (SEF-02.1)



Wood: STAINED OAK (WDF-02A)



#4197 PST W. ERIE
151 W Erie St, Chicago, IL, , 60654



NOTES
BANQUETTE AGAINST WINE STATION

VENDOR
CUSTOM - TO BID

VENDOR CONTACT

REQUIRED ITEMS FOR DESIGNER APPROVAL PRIOR TO FABRICATION

CFA FINISH SAMPLE FLAME CERT PROTOTYPE SEAMING DIAGRAM SHOP DWGS STRIKE OFF

INSTRUCTIONS:


"PAINTED" FAUX METAL FINISHES ARE NOT TO BE USED UNLESS STATED OTHERWISE. PLATED METAL/STEEL MUST BE SUBMITTED FOR SAMPLE REVIEW.
REFERENCE APPROVED DRAWINGS FOR EXACT LOCATIONS AND/OR MOUNTING HEIGHTS OF FURNITURE, LIGHTING & ACCESSORIES.
IN THE EVENT OF A DISCREPANCY BETWEEN DRAWINGS AND SPECIFICATIONS, PLEASE CONTACT PLD IMMEDIATELY FOR WRITTEN CLARIFICATION.
ALL SUBSTITUTIONS MUST BE APPROVED BY DESIGNER PRIOR TO PURCHASE / PRODUCTION.
ALL MATERIALS TO MEET LOCAL FIRE CODES.
ALL MATERIALS AND CONSTRUCTION TO BE CONTRACT QUALITY SUITABLE FOR COMMERCIAL USE.
MANUFACTURER TO PROVIDE REQUIRED HARDWARE AND INSTRUCTIONS FOR PROPER INSTALLATION. IN EVENT ADDITIONAL HARDWARE IS NEEDED, MFR IS RESPONSIBLE FOR NOTIFYING GENERAL CONTRACTOR AND PLD.
METALS: POLYURETHANE PROTECTIVE SURFACE TREATMENT TO BE APPLIED UNLESS OTHERWISE NOTED
STONES: COMMERCIAL GRADE SEALER TO BE APPLIED TO PREVENT STAINING
MANUFACTURER TO PROVIDE SHOP DRAWINGS AND FINISH SAMPLES FOR DESIGNER APPROVAL TO MATCH DESIGNER'S CONTROL SAMPLE.
REFER TO MANUFACTURER'S INSTRUCTIONS FOR INSTALLATION / SEALANT GUIDELINES.

SE-03
U-SHAPED BANQUETTE - SMALL

AREAS: MAIN DINING
QUANTITY: 4
MODEL NUMBER: CUSTOM - TO BID
LINEAR FEET: 14
SEAT HEIGHT: 18.5"
CUSHION CONTENT: DACRON WRAPPED HR FOAM
BACK CUSHION FULLY ATTACHED/TIGHT/CHANNEL
STYLE: TUFT
SEAT CUSHION FULLY ATTACHED/TIGHT/MEDIUM
STYLE: FIRM
COM/COL: SEF-03.1

OFCI OFOI CFCI CFOI

Fabric: FAUX LEATHER (SEF-03.1)



Wood: STAINED OAK (WDF-02A)



#4197 PST W. ERIE
151 W Erie St, Chicago, IL, , 60654



VENDOR
CUSTOM - TO BID

VENDOR CONTACT

REQUIRED ITEMS FOR DESIGNER APPROVAL PRIOR TO FABRICATION

CFA FINISH SAMPLE FLAME CERT PROTOTYPE SEAMING DIAGRAM SHOP DWGS STRIKE OFF

INSTRUCTIONS:

"PAINTED" FAUX METAL FINISHES ARE NOT TO BE USED UNLESS STATED OTHERWISE. PLATED METAL/STEEL MUST BE SUBMITTED FOR SAMPLE REVIEW.
REFERENCE APPROVED DRAWINGS FOR EXACT LOCATIONS AND/OR MOUNTING HEIGHTS OF FURNITURE, LIGHTING & ACCESSORIES.
IN THE EVENT OF A DISCREPANCY BETWEEN DRAWINGS AND SPECIFICATIONS, PLEASE CONTACT PLD IMMEDIATELY FOR WRITTEN CLARIFICATION.
ALL SUBSTITUTIONS MUST BE APPROVED BY DESIGNER PRIOR TO PURCHASE / PRODUCTION.
ALL MATERIALS TO MEET LOCAL FIRE CODES.
ALL MATERIALS AND CONSTRUCTION TO BE CONTRACT QUALITY SUITABLE FOR COMMERCIAL USE.
MANUFACTURER TO PROVIDE REQUIRED HARDWARE AND INSTRUCTIONS FOR PROPER INSTALLATION. IN EVENT ADDITIONAL HARDWARE IS NEEDED, MFR IS RESPONSIBLE FOR NOTIFYING GENERAL CONTRACTOR AND PLD.
METALS: POLYURETHANE PROTECTIVE SURFACE TREATMENT TO BE APPLIED UNLESS OTHERWISE NOTED
STONES: COMMERCIAL GRADE SEALER TO BE APPLIED TO PREVENT STAINING
MANUFACTURER TO PROVIDE SHOP DRAWINGS AND FINISH SAMPLES FOR DESIGNER APPROVAL TO MATCH DESIGNER'S CONTROL SAMPLE.
REFER TO MANUFACTURER'S INSTRUCTIONS FOR INSTALLATION / SEALANT GUIDELINES.

CH-04
DINING CHAIR

AREAS: MAIN DINING
QUANTITY: 18
MODEL NUMBER: CIVIL CHAIR
DIMENSIONS: W20" D21" H36"
SEAT HEIGHT: 17"
BACK CUSHION: N/A - WOOD
STYLE: FULLY ATTACHED/TIGHT
SEAT CUSHION: DACRON WRAPPED HR FOAM
STYLE: OAK & WALNUT
CONTENT: TBD
FINISH: TBD
LEAD TIME: TBD

OFCI OFOI CFCI CFOI

#4197 PST W. ERIE
151 W Erie St, Chicago, IL, , 60654



NOTES

FABRIC CUSHION TO BE ADDED (PROVIDED BY MFR)
NEED TO ORDER SAMPLE CHAIR TO DO SIT TEST
PRICE INCLUDES SHIPPING COST

VENDOR

Ookkuu
1020G Mission St
South Pasadena, CA

VENDOR CONTACT

Hubert Ho
1-626-679-7522
hubert@ookkuu.com
OOKKUU.com

91030

REQUIRED ITEMS FOR DESIGNER APPROVAL PRIOR TO FABRICATION

CFA FINISH SAMPLE FLAME CERT PROTOTYPE SEAMING DIAGRAM SHOP DWGS STRIKE OFF

INSTRUCTIONS:

"PAINTED" FAUX METAL FINISHES ARE NOT TO BE USED UNLESS STATED OTHERWISE. PLATED METAL/STEEL MUST BE SUBMITTED FOR SAMPLE REVIEW.
REFERENCE APPROVED DRAWINGS FOR EXACT LOCATIONS AND/OR MOUNTING HEIGHTS OF FURNITURE, LIGHTING & ACCESSORIES.
IN THE EVENT OF A DISCREPANCY BETWEEN DRAWINGS AND SPECIFICATIONS, PLEASE CONTACT PLD IMMEDIATELY FOR WRITTEN CLARIFICATION.
ALL SUBSTITUTIONS MUST BE APPROVED BY DESIGNER PRIOR TO PURCHASE / PRODUCTION.
ALL MATERIALS TO MEET LOCAL FIRE CODES.
ALL MATERIALS AND CONSTRUCTION TO BE CONTRACT QUALITY SUITABLE FOR COMMERCIAL USE.
MANUFACTURER TO PROVIDE REQUIRED HARDWARE AND INSTRUCTIONS FOR PROPER INSTALLATION. IN EVENT ADDITIONAL HARDWARE IS NEEDED, MFR IS RESPONSIBLE FOR NOTIFYING GENERAL CONTRACTOR AND PLD.
METALS: POLYURETHANE PROTECTIVE SURFACE TREATMENT TO BE APPLIED UNLESS OTHERWISE NOTED
STONES: COMMERCIAL GRADE SEALER TO BE APPLIED TO PREVENT STAINING
MANUFACTURER TO PROVIDE SHOP DRAWINGS AND FINISH SAMPLES FOR DESIGNER APPROVAL TO MATCH DESIGNER'S CONTROL SAMPLE.
REFER TO MANUFACTURER'S INSTRUCTIONS FOR INSTALLATION / SEALANT GUIDELINES.
ALL FACE VENEERS SHALL BE MATCHED FOR COLOR AND GRAIN TO PRESENT A UNIFORM APPEARANCE UNLESS STATED OTHERWISE

CH-05A
COUNTER STOOL WITH NO BACK

QUANTITY: 6
MODEL NUMBER: FACTORY STOOL
DIMENSIONS: 17" x 24" x 17"
SEAT HEIGHT: 24" SEAT HEIGHT
BACK CUSHION: N/A
STYLE: WOOD
SEAT CUSHION: N/A
STYLE: WHITE/WALNUT SEAT
CUSHION: N/A
CONTENT: WHITE/WALNUT SEAT
FINISH: N/A
COM/COL: 4-6 WEEKS
LEAD TIME: 4-6 WEEKS

OFCI OFOI CFCI CFOI

#4197 PST W. ERIE
151 W ERIE ST, CHICAGO, IL, 60654

ISSUED: 12/19/2017



VENDOR
MAKR

VENDOR CONTACT
JERAMIAH CARET
407-745-0958
JERAMIAH@MAKR.COM
HTTPS://MAKR.COM

REQUIRED ITEMS FOR DESIGNER APPROVAL PRIOR TO FABRICATION

CFA FINISH SAMPLE FLAME CERT PROTOTYPE SEAMING DIAGRAM SHOP DWGS STRIKE OFF

INSTRUCTIONS:

"PAINTED" FAUX METAL FINISHES ARE NOT TO BE USED UNLESS STATED OTHERWISE. PLATED METAL/STEEL MUST BE SUBMITTED FOR SAMPLE REVIEW.
REFERENCE APPROVED DRAWINGS FOR EXACT LOCATIONS AND/OR MOUNTING HEIGHTS OF FURNITURE, LIGHTING & ACCESSORIES.
IN THE EVENT OF A DISCREPANCY BETWEEN DRAWINGS AND SPECIFICATIONS, PLEASE CONTACT PLD IMMEDIATELY FOR WRITTEN CLARIFICATION.
ALL SUBSTITUTIONS MUST BE APPROVED BY DESIGNER PRIOR TO PURCHASE / PRODUCTION.
ALL MATERIALS TO MEET LOCAL FIRE CODES.
ALL MATERIALS AND CONSTRUCTION TO BE CONTRACT QUALITY SUITABLE FOR COMMERCIAL USE.
MANUFACTURER TO PROVIDE REQUIRED HARDWARE AND INSTRUCTIONS FOR PROPER INSTALLATION. IN EVENT ADDITIONAL HARDWARE IS NEEDED, MFR IS RESPONSIBLE FOR NOTIFYING GENERAL CONTRACTOR AND PLD.
METALS: POLYURETHANE PROTECTIVE SURFACE TREATMENT TO BE APPLIED UNLESS OTHERWISE NOTED
WOODS: REFER TO DRAWINGS FOR INFORMATION ON CUT OF WOOD
STONES: COMMERCIAL GRADE SEALER TO BE APPLIED TO PREVENT STAINING
WOODS: FOR OUTDOOR USE, RECOMMENDED SEALER FROM MATTHEWS PAINT
MANUFACTURER TO PROVIDE SHOP DRAWINGS AND FINISH SAMPLES FOR DESIGNER APPROVAL TO MATCH DESIGNER'S CONTROL SAMPLE.
GENERAL CONTRACTOR TO VERIFY ALL QUANTITIES AND SIZES PRIOR TO ORDERING.
REFER TO MANUFACTURER'S INSTRUCTIONS FOR INSTALLATION / SEALANT GUIDELINES.
MANUFACTURER TO PROVIDE HEAVY DUTY CLEAR NYLON GLIDES TO SUITABLE FOR FLOORING TYPE.
ALL INTERIOR FOAM TO BE HIGH DENSITY & PASS CAL117 OR LOCAL GOVERNING CODES.

LT-01
PENDANT

AREAS: MAIN DINING
QUANTITY: 8
MODEL NUMBER: N/A - CUSTOM
DIMENSIONS: REFER TO DWGS FOR DIMS
SWITCH: DIMMABLE/HARDWIRED TO JBOX/VERIFIED GC
LAMPING: 60W 2700K A19 DIMMABLE BULB
SOCKET: E26
OF BULBS: 1

OFCI

OFOI

CFCI

CFOI

Glass: WHITE OPAL GLASS (GLF-02)



Metal: SATIN BRASS (MTF-02)



Wood: WALNUT (WDF-01)



#4197 PST W. ERIE
151 W Erie St, Chicago, IL, , 60654



VENDOR

CUSTOM: PARTS & LABOR

5 east 19th StFloor 2

new york, ny

United States

10003

VENDOR CONTACT

5037406464

jeremy@pldnyc.com

REQUIRED ITEMS FOR DESIGNER APPROVAL PRIOR TO FABRICATION

☐ CFA

☒ FINISH SAMPLE

☐ FLAME CERT

☐ PROTOTYPE

☐ SEAMING DIAGRAM

☒ SHOP DWGS

☐ STRIKE OFF

INSTRUCTIONS:

"PAINTED" FAUX METAL FINISHES ARE NOT TO BE USED UNLESS STATED OTHERWISE. PLATED METAL/STEEL MUST BE SUBMITTED FOR SAMPLE REVIEW.
REFERENCE APPROVED DRAWINGS FOR EXACT LOCATIONS AND/OR MOUNTING HEIGHTS OF FURNITURE, LIGHTING & ACCESSORIES.
IN THE EVENT OF A DISCREPANCY BETWEEN DRAWINGS AND SPECIFICATIONS, PLEASE CONTACT PLD IMMEDIATELY FOR WRITTEN CLARIFICATION.
ALL SUBSTITUTIONS MUST BE APPROVED BY DESIGNER PRIOR TO PURCHASE / PRODUCTION.
ALL MATERIALS TO MEET LOCAL FIRE CODES.
ALL MATERIALS AND CONSTRUCTION TO BE CONTRACT QUALITY SUITABLE FOR COMMERCIAL USE.
MANUFACTURER TO PROVIDE REQUIRED HARDWARE AND INSTRUCTIONS FOR PROPER INSTALLATION. IN EVENT ADDITIONAL HARDWARE IS NEEDED, MFR IS RESPONSIBLE FOR NOTIFYING GENERAL CONTRACTOR AND PLD.
METALS: POLYURETHANE PROTECTIVE SURFACE TREATMENT TO BE APPLIED UNLESS OTHERWISE NOTED
STONES: COMMERCIAL GRADE SEALER TO BE APPLIED TO PREVENT STAINING
MANUFACTURER TO PROVIDE SHOP DRAWINGS AND FINISH SAMPLES FOR DESIGNER APPROVAL TO MATCH DESIGNER'S CONTROL SAMPLE.
REFER TO MANUFACTURER'S INSTRUCTIONS FOR INSTALLATION / SEALANT GUIDELINES.

LT-03
4 HEAD CHANDELIER

AREAS: MAIN DINING
QUANTITY: 1
MODEL NUMBER: N/A - CUSTOM
DIMENSIONS: REFER TO DWGS FOR DIMS
SWITCH: DIMMABLE/HARDWIRED TO JBOX/VERIFIED GC
LAMPING: 60W 2700K A19 DIMMABLE BULB
SOCKET: E26
OF BULBS: 1 PER EACH LAMP (4 TOTAL)

OFCI

OFOI

CFCI

CFOI

Metal: SATIN BRASS (MTF-02)



Special Finish: CERAMIC (SFF-01)



Wood: WALNUT (WDF-01)



#4197 PST W. ERIE
151 W Erie St, Chicago, IL, , 60654



NOTES
EACH FIXTURE CONSISTS OF 4 LIGHT POINTS WITH 4 TOTAL JBOX LOCATIONS.

VENDOR

CUSTOM: PARTS & LABOR

5 east 19th StFloor 2

new york, ny

United States

10003

VENDOR CONTACT

5037406464

jeremy@pldnyc.com

REQUIRED ITEMS FOR DESIGNER APPROVAL PRIOR TO FABRICATION

☐ CFA

☒ FINISH SAMPLE

☐ FLAME CERT

☐ PROTOTYPE

☐ SEAMING DIAGRAM

☒ SHOP DWGS

☐ STRIKE OFF

INSTRUCTIONS:

"PAINTED" FAUX METAL FINISHES ARE NOT TO BE USED UNLESS STATED OTHERWISE. PLATED METAL/STEEL MUST BE SUBMITTED FOR SAMPLE REVIEW.
REFERENCE APPROVED DRAWINGS FOR EXACT LOCATIONS AND/OR MOUNTING HEIGHTS OF FURNITURE, LIGHTING & ACCESSORIES.
IN THE EVENT OF A DISCREPANCY BETWEEN DRAWINGS AND SPECIFICATIONS, PLEASE CONTACT PLD IMMEDIATELY FOR WRITTEN CLARIFICATION.
ALL SUBSTITUTIONS MUST BE APPROVED BY DESIGNER PRIOR TO PURCHASE / PRODUCTION.
ALL MATERIALS TO MEET LOCAL FIRE CODES.
ALL MATERIALS AND CONSTRUCTION TO BE CONTRACT QUALITY SUITABLE FOR COMMERCIAL USE.
MANUFACTURER TO PROVIDE REQUIRED HARDWARE AND INSTRUCTIONS FOR PROPER INSTALLATION. IN EVENT ADDITIONAL HARDWARE IS NEEDED, MFR IS RESPONSIBLE FOR NOTIFYING GENERAL CONTRACTOR AND PLD.
METALS: POLYURETHANE PROTECTIVE SURFACE TREATMENT TO BE APPLIED UNLESS OTHERWISE NOTED
STONES: COMMERCIAL GRADE SEALER TO BE APPLIED TO PREVENT STAINING
MANUFACTURER TO PROVIDE SHOP DRAWINGS AND FINISH SAMPLES FOR DESIGNER APPROVAL TO MATCH DESIGNER'S CONTROL SAMPLE.
REFER TO MANUFACTURER'S INSTRUCTIONS FOR INSTALLATION / SEALANT GUIDELINES.

LT-04
PENDANT

AREAS: OPEN KITCHEN
QUANTITY: 5
MODEL NUMBER: GAROTA 01 PENDANT
DIMENSIONS: 10.5" DIA. X 6.5" H
SWITCH: DIMMABLE/HARDWIRED TO JBOX/VERIFIED GC
LAMPING: 9W 120V Osram LED array, 2700K
SOCKET: N/A
OF BULBS: 1
LEAD TIME: 8-10 WEEKS (IF NOT IN STOCK)

OFCI

OFOI

CFCI

CFOI

#4197 PST W. ERIE
151 W Erie St, Chicago, IL, , 60654



NOTES
DAMP RATED
OVERALL MAX HEIGHT: 78"

VENDOR
YLighting

VENDOR CONTACT

866-946-3618
customerservice@ylighting.com
http://www.ylighting.com

REQUIRED ITEMS FOR DESIGNER APPROVAL PRIOR TO FABRICATION

☐ CFA

☒ FINISH SAMPLE

☐ FLAME CERT

☐ PROTOTYPE

☐ SEAMING DIAGRAM

☐ SHOP DWGS

☐ STRIKE OFF

INSTRUCTIONS:
"PAINTED" FAUX METAL FINISHES ARE NOT TO BE USED UNLESS STATED OTHERWISE. PLATED METAL/STEEL MUST BE SUBMITTED FOR SAMPLE REVIEW.
REFERENCE APPROVED DRAWINGS FOR EXACT LOCATIONS AND/OR MOUNTING HEIGHTS OF FURNITURE, LIGHTING & ACCESSORIES.
IN THE EVENT OF A DISCREPANCY BETWEEN DRAWINGS AND SPECIFICATIONS, PLEASE CONTACT PLD IMMEDIATELY FOR WRITTEN CLARIFICATION.
ALL SUBSTITUTIONS MUST BE APPROVED BY DESIGNER PRIOR TO PURCHASE / PRODUCTION.
ALL MATERIALS TO MEET LOCAL FIRE CODES.
ALL MATERIALS AND CONSTRUCTION TO BE CONTRACT QUALITY SUITABLE FOR COMMERCIAL USE.
MANUFACTURER TO PROVIDE REQUIRED HARDWARE AND INSTRUCTIONS FOR PROPER INSTALLATION. IN EVENT ADDITIONAL HARDWARE IS NEEDED, MFR IS RESPONSIBLE FOR NOTIFYING GENERAL CONTRACTOR AND PLD.
METALS: POLYURETHANE PROTECTIVE SURFACE TREATMENT TO BE APPLIED UNLESS OTHERWISE NOTED
STONES: COMMERCIAL GRADE SEALER TO BE APPLIED TO PREVENT STAINING
MANUFACTURER TO PROVIDE SHOP DRAWINGS AND FINISH SAMPLES FOR DESIGNER APPROVAL TO MATCH DESIGNER'S CONTROL SAMPLE.
REFER TO MANUFACTURER'S INSTRUCTIONS FOR INSTALLATION / SEALANT GUIDELINES.

LT-12
RESTROOM SCONCE

AREAS: RESTROOMS
QUANTITY: 8
MODEL NUMBER: LODGE SCONCE
DIMENSIONS: 10" H x 2-1/2" DIA - 4" DEEP
FINISH: NATURAL OAK
SWITCH: DIMMABLE/HARDWIRED TO JBOX/VERIFIED GC
LAMPING: Bulbrite 25W 125V G19 Bulb INCLUDED
SOCKET: E26
OF BULBS: 1

OFCI

OFOI

CFCI

CFOI

#4197 PST W. ERIE
151 W Erie St, Chicago, IL, , 60654



VENDOR
Workstead

VENDOR CONTACT
Kaitlin Kohlmann
347.618.6096
kaitlin@workstead.com
https://www.workstead.com

REQUIRED ITEMS FOR DESIGNER APPROVAL PRIOR TO FABRICATION

☐ CFA

☒ FINISH SAMPLE

☐ FLAME CERT

☐ PROTOTYPE

☐ SEAMING DIAGRAM

☐ SHOP DWGS

☐ STRIKE OFF

INSTRUCTIONS:
"PAINTED" FAUX METAL FINISHES ARE NOT TO BE USED UNLESS STATED OTHERWISE. PLATED METAL/STEEL MUST BE SUBMITTED FOR SAMPLE REVIEW.
REFERENCE APPROVED DRAWINGS FOR EXACT LOCATIONS AND/OR MOUNTING HEIGHTS OF FURNITURE, LIGHTING & ACCESSORIES.
IN THE EVENT OF A DISCREPANCY BETWEEN DRAWINGS AND SPECIFICATIONS, PLEASE CONTACT PLD IMMEDIATELY FOR WRITTEN CLARIFICATION.
ALL SUBSTITUTIONS MUST BE APPROVED BY DESIGNER PRIOR TO PURCHASE / PRODUCTION.
ALL MATERIALS TO MEET LOCAL FIRE CODES.
ALL MATERIALS AND CONSTRUCTION TO BE CONTRACT QUALITY SUITABLE FOR COMMERCIAL USE.
MANUFACTURER TO PROVIDE REQUIRED HARDWARE AND INSTRUCTIONS FOR PROPER INSTALLATION. IN EVENT ADDITIONAL HARDWARE IS NEEDED, MFR IS RESPONSIBLE FOR NOTIFYING GENERAL CONTRACTOR AND PLD.
METALS: POLYURETHANE PROTECTIVE SURFACE TREATMENT TO BE APPLIED UNLESS OTHERWISE NOTED
STONES: COMMERCIAL GRADE SEALER TO BE APPLIED TO PREVENT STAINING
MANUFACTURER TO PROVIDE SHOP DRAWINGS AND FINISH SAMPLES FOR DESIGNER APPROVAL TO MATCH DESIGNER'S CONTROL SAMPLE.
REFER TO MANUFACTURER'S INSTRUCTIONS FOR INSTALLATION / SEALANT GUIDELINES.

Construction Documentation

PLD will finalize all documentation of scale plans, elevations, details, specs and schedules. This will include critical interior details that are integral to the design intent of the project, as well as millwork details for all built-in elements. The set of deliverables will be used for final bid and construction of the project.

This will include the following:

- 01

CD drawing set completion. Coordinate with Client’s Consultants as required.
- 02

Finalize materials, hardware, finishes and accessories package.
- 03

Finalize decorative lighting fixture package.
- 04

Finalize furniture and casegoods package.
- 05

Finalize bid set for custom decorative lighting and furniture.

Deliverables:

- 01

Construction Document drawing set and specifications documents.
- 02

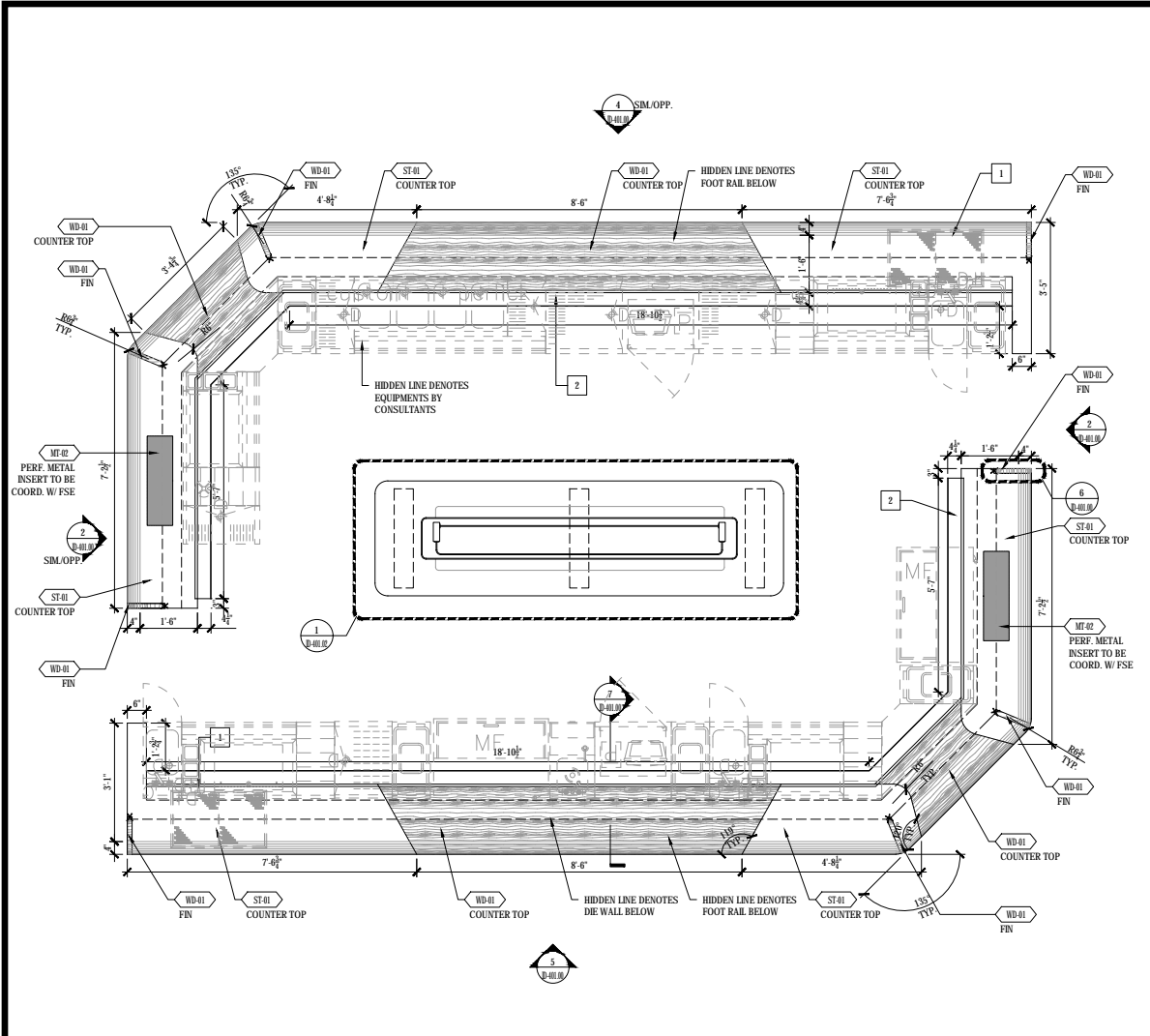
Final bid set documents for decorative lighting and furniture.
- 03

Comprehensive matrix of all furniture, fixtures, accessories and decorative lighting items to be included for use by Owner’s consultants for final budgeting and procurement.

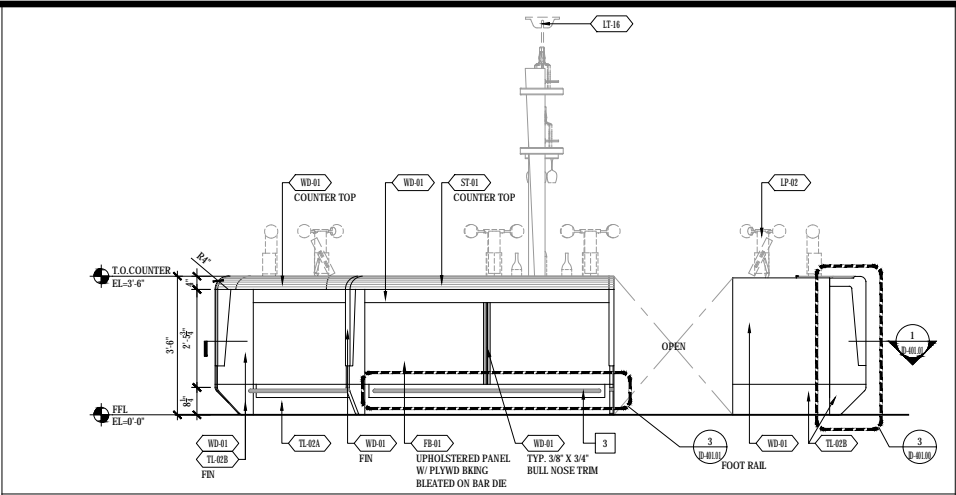
Schedule:

- 01

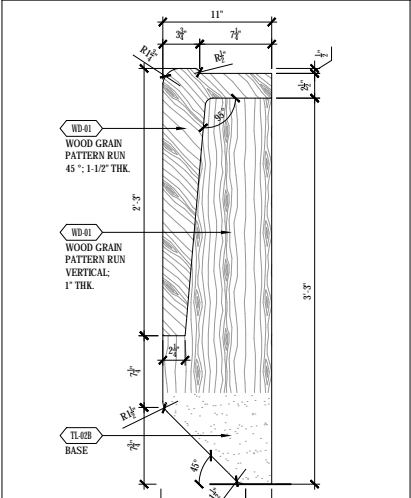
Approximately 6 weeks. Varies on project size/ schedule.



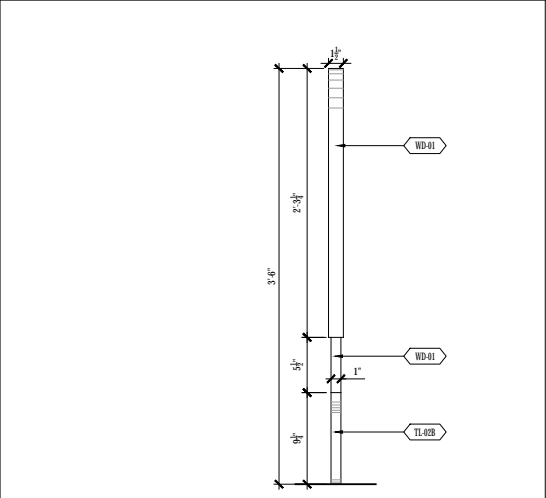
1 PLAN: BAR
1/2" = 1'-0"



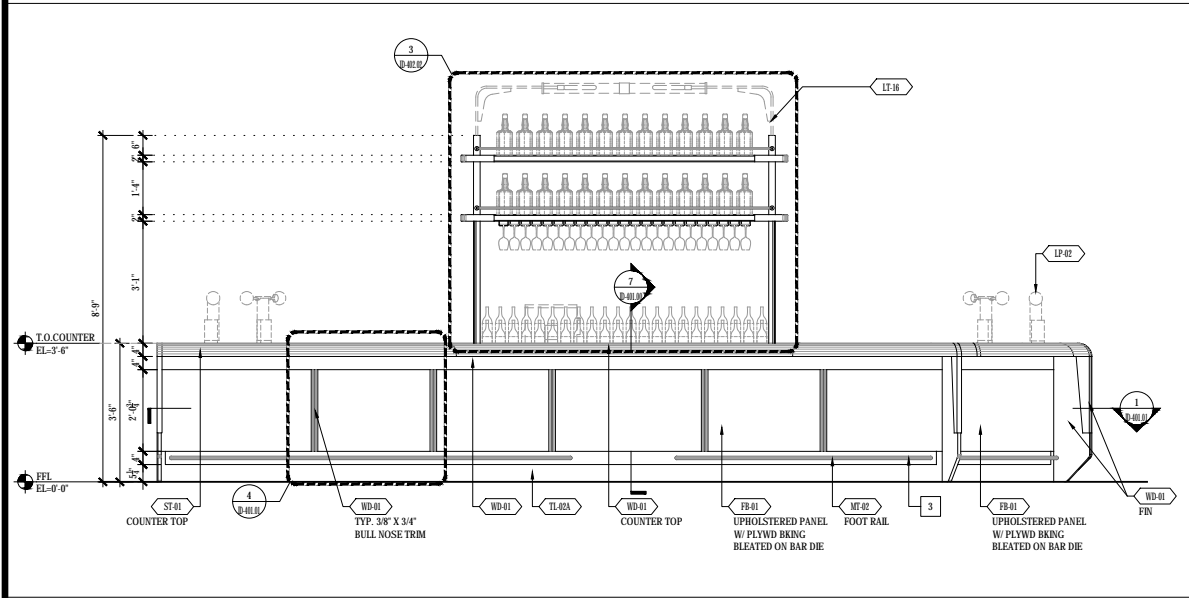
2 ELEVATION: BAR
1/2" = 1'-0"



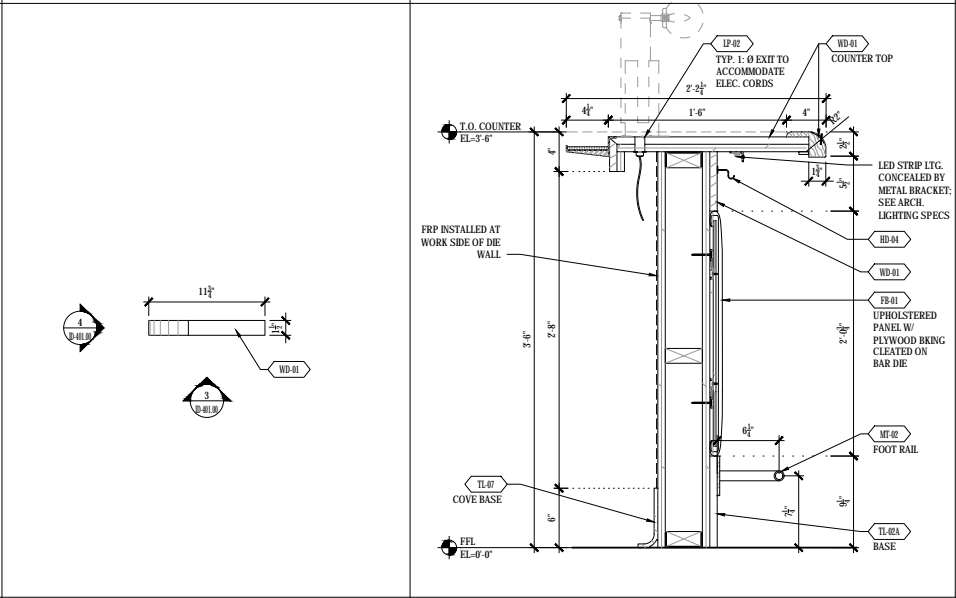
3 ELEVATION: FIN
1-1/2" = 1'-0"



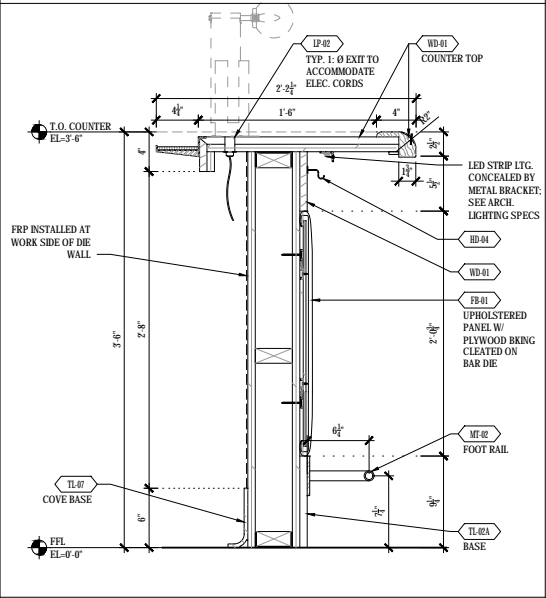
4 ELEVATION: FIN
1-1/2" = 1'-0"



5 ELEVATION: BAR
1/2" = 1'-0"



6 PLAN: FIN
1-1/2" = 1'-0"



7 SECTION: BAR
1-1/2" = 1'-0"

- KEY DETAIL NOTE
- 1 AREA OF BAR TOP DEDICATED SERVICE PERFORATED MT-02 FINISH COORDINATE W FSE EQUIPMENT AND FUNCTION.
 - 2 PERFORATED SLOP RAIL SEE FSE DRAWINGS FOR DETAILS AND SPECIFICATION. MT-02.
 - 3 CUSTOM FOOT RAIL.

PARTS AND LABOR DESIGN
5 EAST 19TH STREET, 2ND FLOOR
NEW YORK, NY 10003 P: 646.248.7321

PROJECT:

151 W ERIE
151 W ERIE (LA SALE BLVD)
CHICAGO, IL 60610

©ALL RIGHTS RESERVED.
This drawing, and all graphic and written material contained herein, constitutes the original and unpublished work of PARTS & LABOR, and may not be copied, distributed, or used in whole or in part, without expressed written permission.

NO:	DATE:	REMARKS:
1	07/14/2017	50% DD
2	07/28/2017	100% DD
3	09/14/2017	100% CD

DESIGN

SEAL & SIGNATURE:

PROJECT:

151
CHICAGO

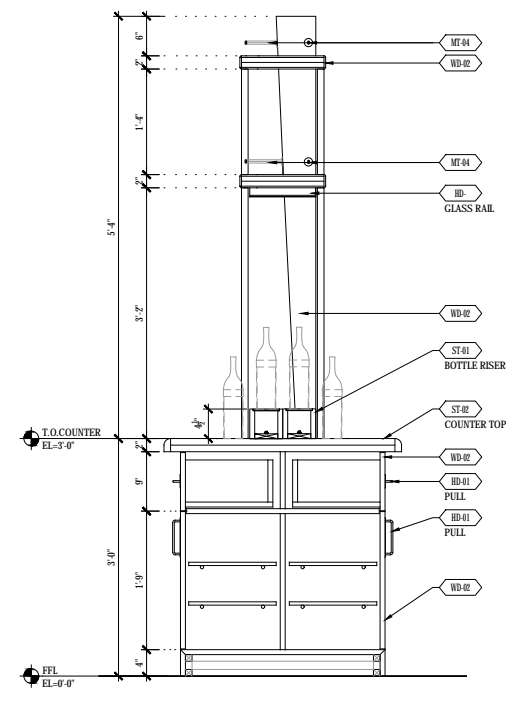
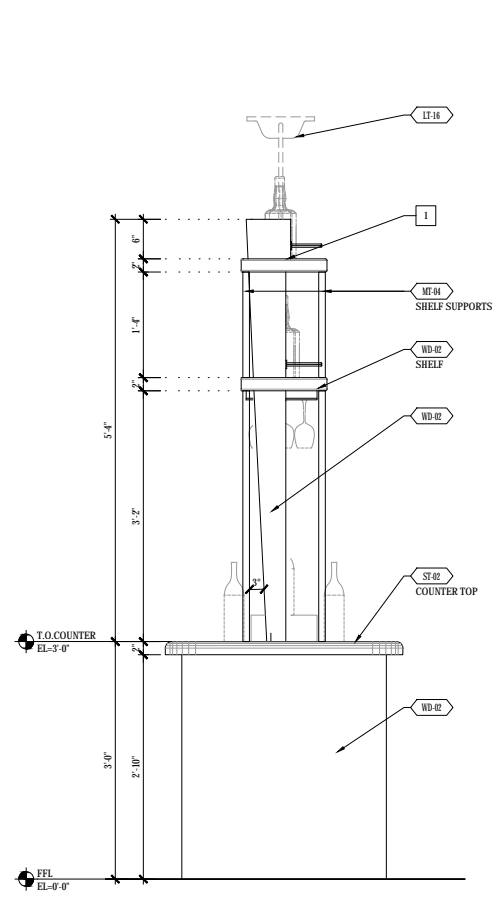
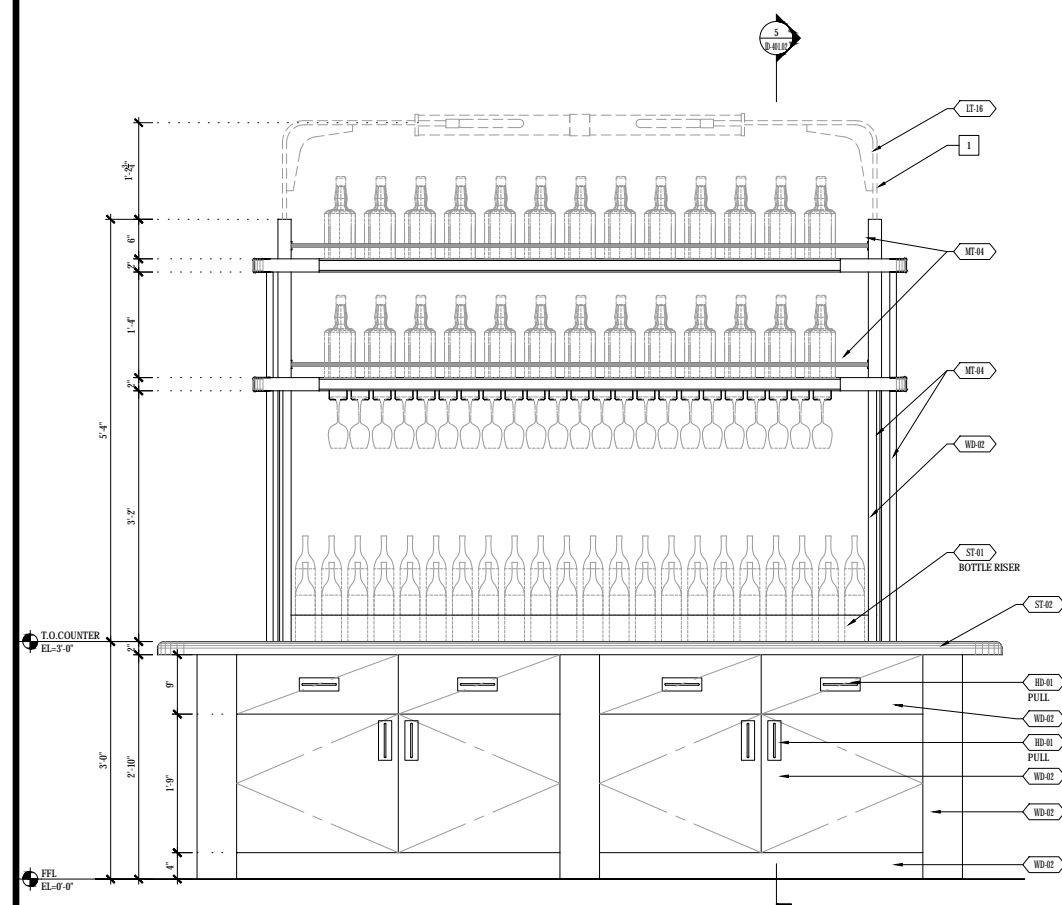
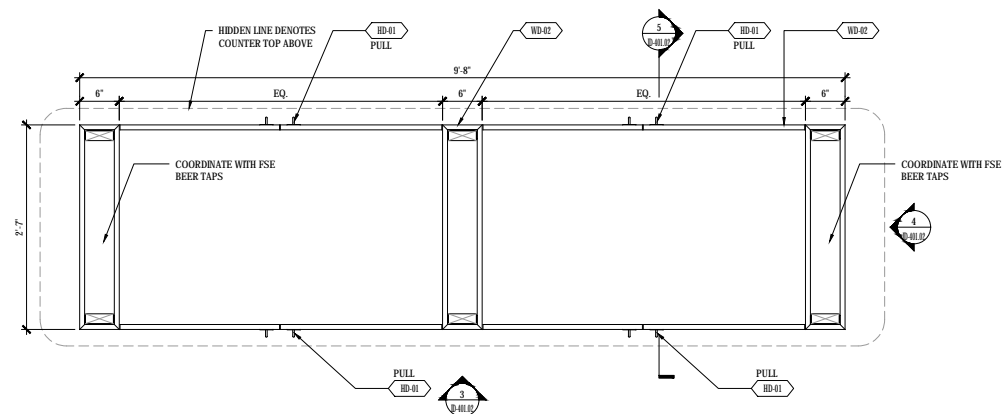
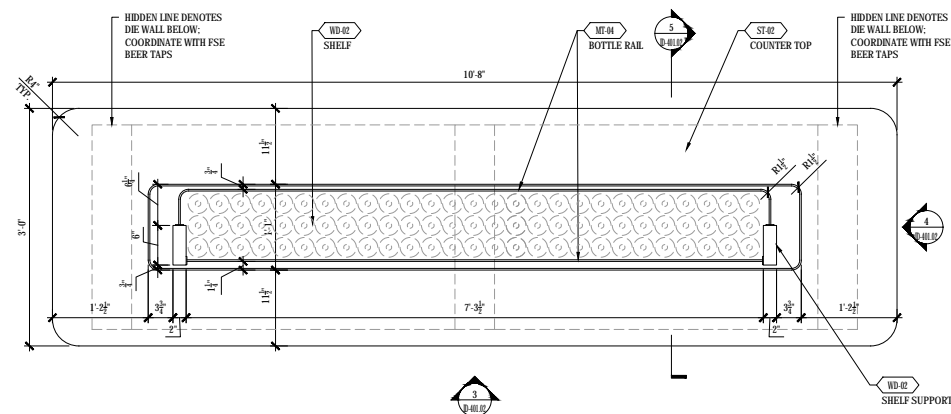
DRAWING TITLE:

BAR DETAILS

DATE: 09.14.2017
PROJECT: 4197
DWG BY:
CHK BY:
DWG NO:

ID-401.00

OF



KEY	DETAIL NOTE
1	LT-16 LIGHT ASSEMBLY TO BE COORDINATED WITH SHELVING.

**PARTS AND LABOR
DESIGN**
5 EAST 19TH STREET, 2ND FLOOR
NEW YORK, NY 10003 P: 646.248.7321

PROJECT:

151 W ERIE
151 W ERIE (LA SALLE BLVD)
CHICAGO, IL 60610

©ALL RIGHTS RESERVED.
This drawing, and all graphic and written material contained herein, constitutes the original and unpublished work of PARTS & LABOR, and may not be copied, distributed, or used in whole or in part, without expressed written permission.

ISSUES:		
NO:	DATE:	REMARKS:
1	07/14/2017	50% DD
2	07/28/2017	100% DD
3	09/14/2017	100% CD

.....

SEAL & SIGNATURE:

PROJECT:

151
CHICAGO

DRAWING TITLE:

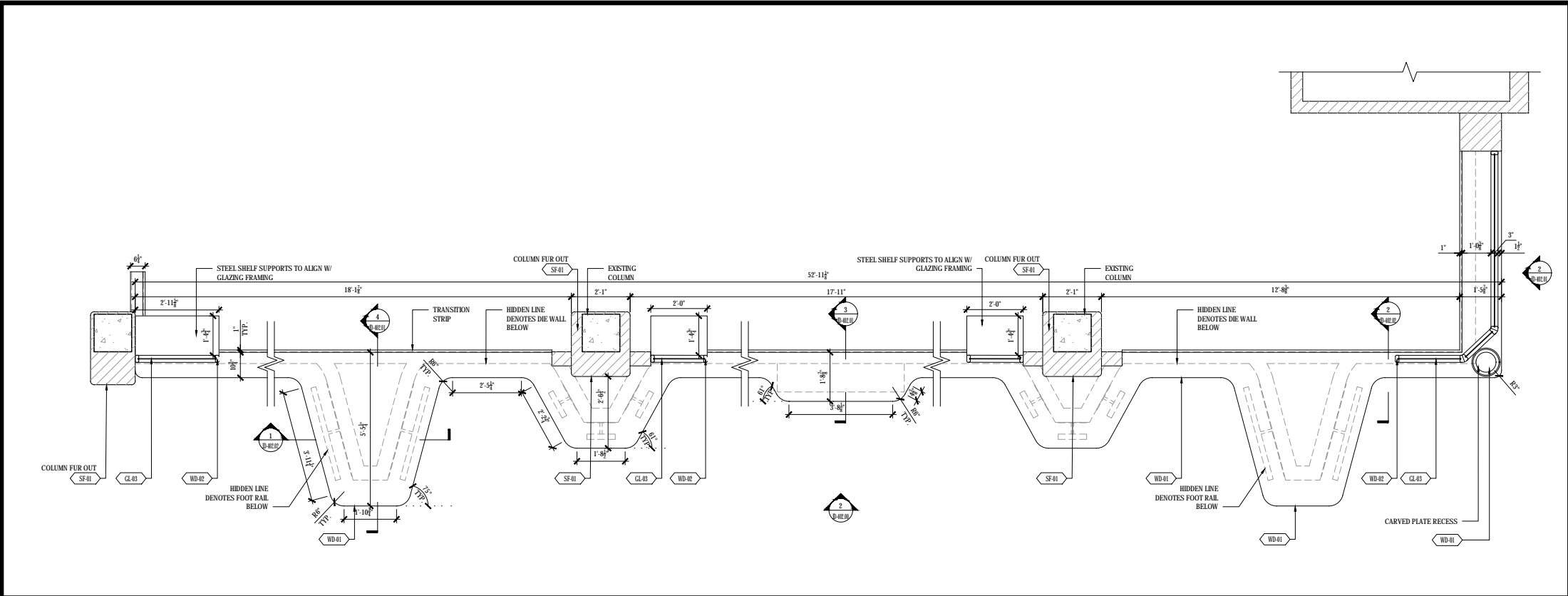
BAR DETAILS

DATE: 09.14.2017
PROJECT: 4197
DWG BY:
CHK BY:
DWG NO:

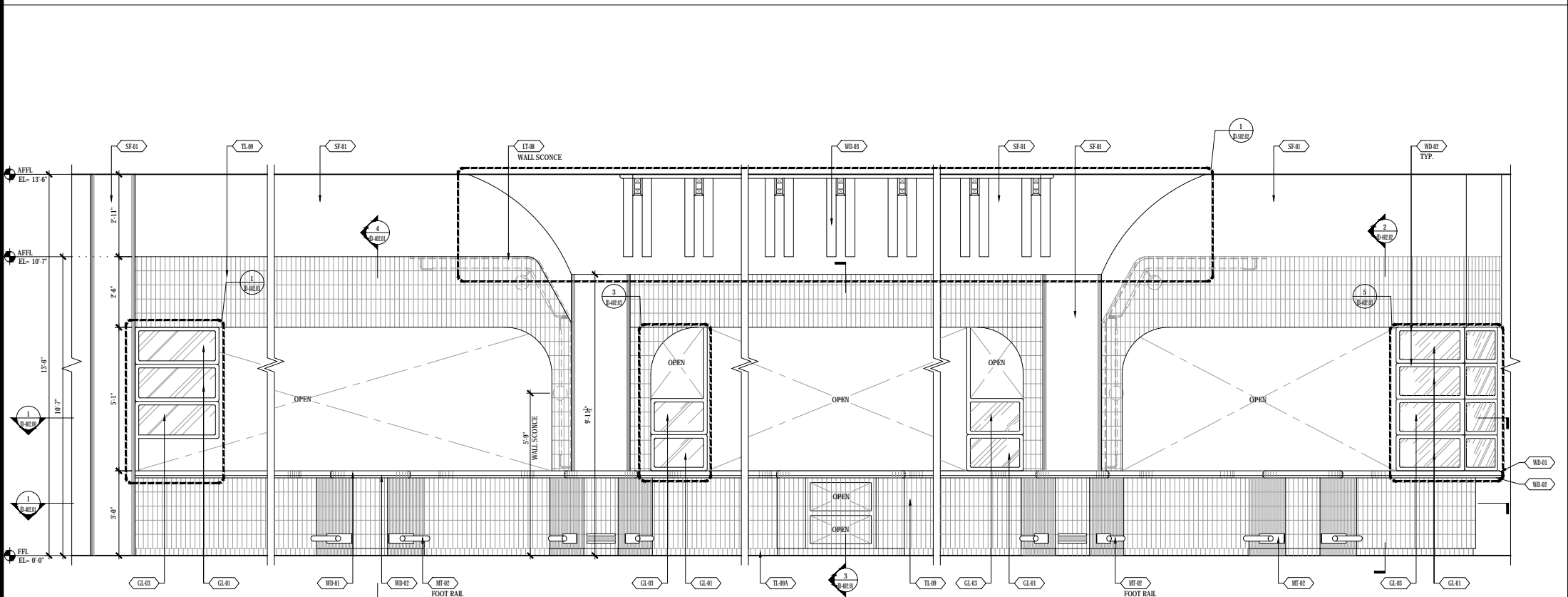
ID-401.02

FIG NO: **ID-401.02**

OF



1 SECTIONAL PLAN: OPEN KITCHEN PASS COUNTER TOP
1/2" = 1'-0"



2 ELEVATION: OPEN KITCHEN PASS
1/2" = 1'-0"

KEY DETAIL NOTE

PARTS AND LABOR
DESIGN
5 EAST 19TH STREET, 2ND FLOOR
NEW YORK, NY 10003 P: 646.248.7321

PROJECT:

151 W ERIE
151 W ERIE (LA SALLE BLVD)
CHICAGO, IL 60610

©ALL RIGHTS RESERVED.

This drawing, and all graphic and written material contained herein, constitutes the original and unpublished work of PARTS & LABOR, and may not be copied, distributed, or used in whole or in part, without expressed written permission.

ISSUES:

NO:	DATE:	REMARKS:
1	07/14/2017	50% DD
2	07/28/2017	100% DD
3	09/14/2017	100% CD

DESIGN

SEAL & SIGNATURE:

PROJECT:

151
CHICAGO

DRAWING TITLE:

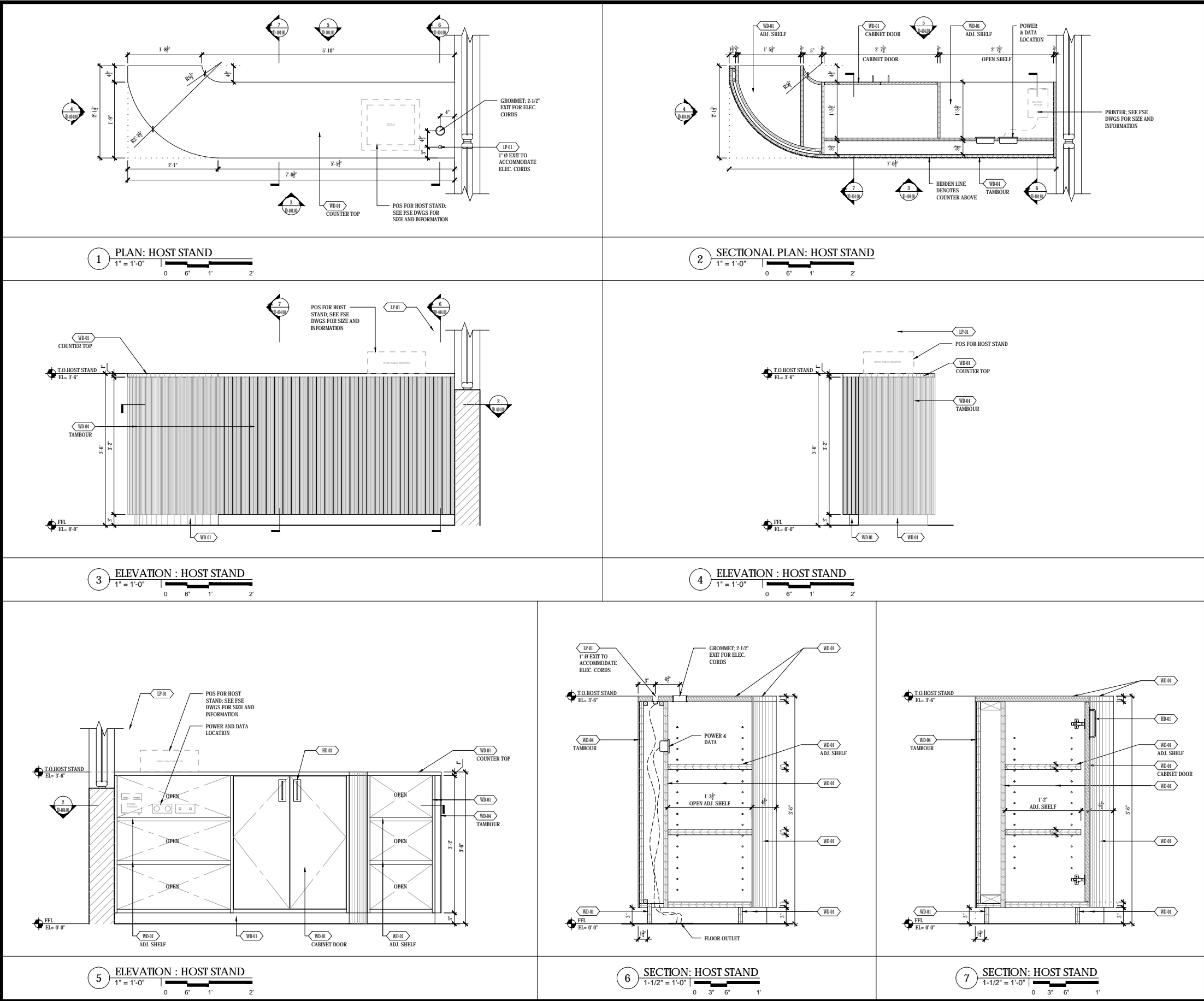
OPEN KITCHEN PASS
DETAILS

DATE: 09.14.2017
PROJECT: 4197
DWG BY:
CHK BY:
DWG NO:

ID-402.00

OF

CONFIDENTIAL



KEY DETAIL NOTE

PARTS AND LABOR
DESIGN
5 EAST 19TH STREET, 2ND FLOOR
NEW YORK, NY 10003 P. 646.248.7321

PROJECT:

151 W ERIE
151 W ERIE (LA SALLE BLVD)
CHICAGO, IL 60610

©ALL RIGHTS RESERVED.
This drawing, and all graphic and written material
contained herein, constitutes the original and
unpublished work of PARTS & LABOR, and may not
be copied, distributed, or used in whole or in part,
without expressed written permission.

ISSUES:

NO.	DATE:	REMARKS:
1	07/14/2017	50% DD
2	07/28/2017	100% DD
3	09/14/2017	100% CD

SEAL

SEAL & SIGNATURE:

PROJECT:

151
CHICAGO

DRAWING TITLE:

HOST STAND DETAILS

DATE: 09.14.2017

PROJECT: 4197

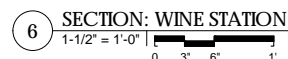
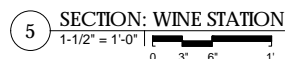
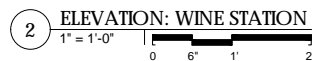
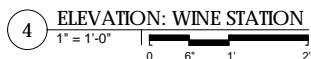
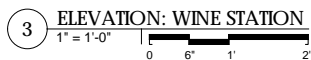

DWG BY:

CHK BY:

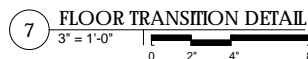
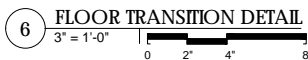
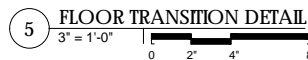
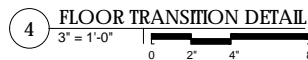
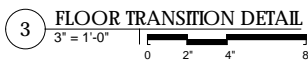
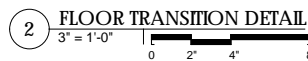
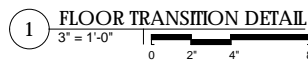
DWG NO:

ID-404.00

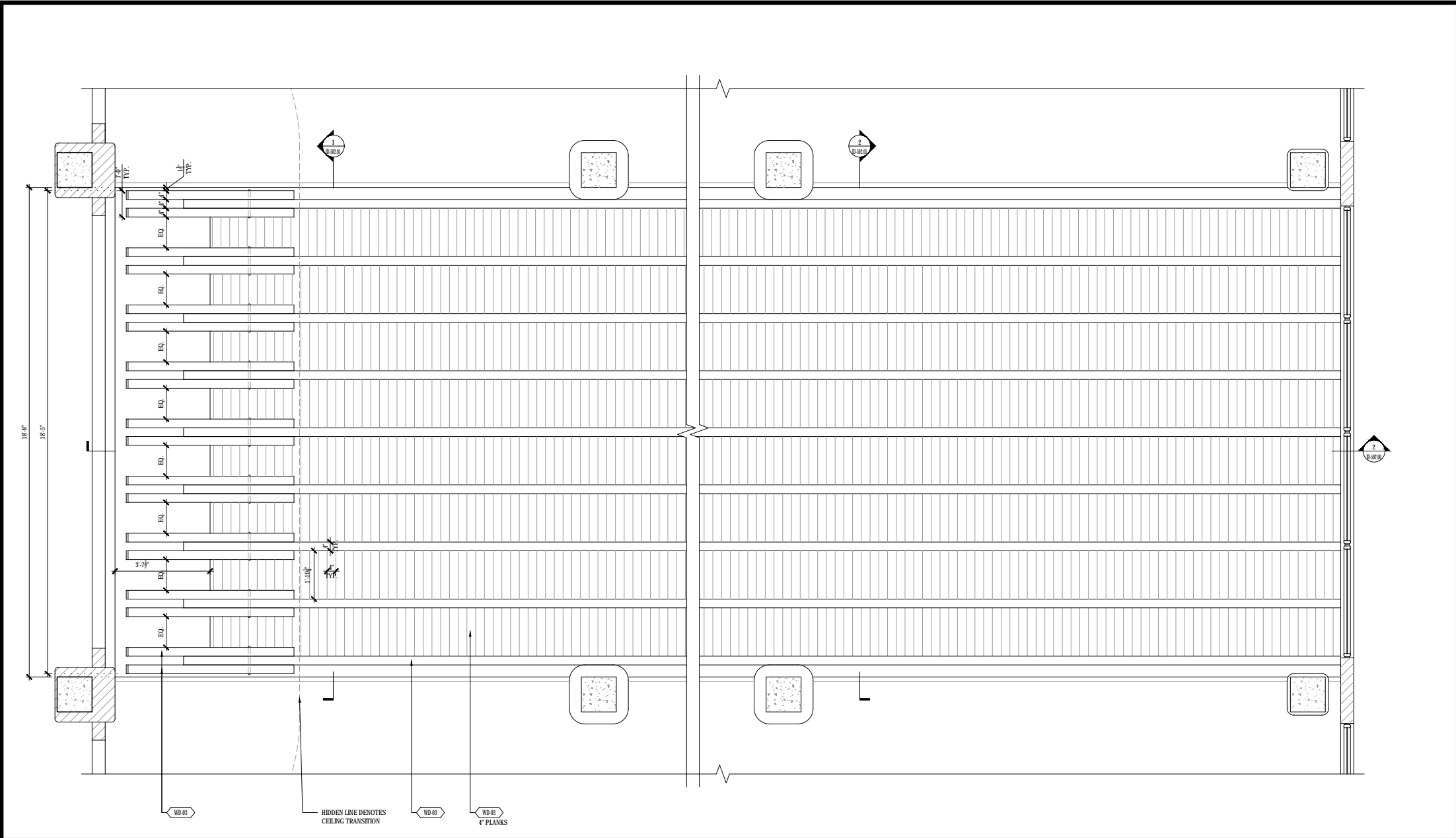
OF



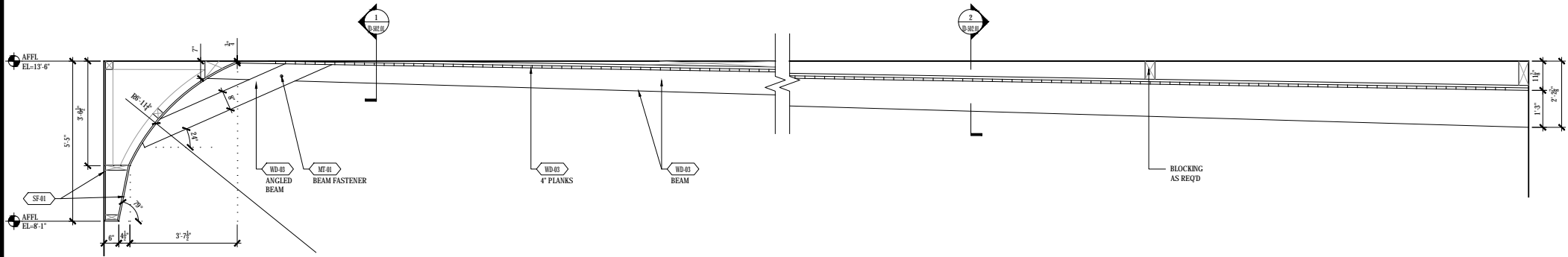
OF



OF



1 CEILING PLAN
1/2" = 1'-0"



2 CEILING SECTION
1/2" = 1'-0"

KEY DETAIL NOTE

PARTS AND LABOR
DESIGN
5 EAST 19TH STREET, 2ND FLOOR
NEW YORK, NY 10003 P: 646.248.7321

PROJECT:

151 W ERIE
151 W ERIE (LA SALLE BLVD)
CHICAGO, IL 60610

©ALL RIGHTS RESERVED.

This drawing, and all graphic and written material contained herein, constitutes the original and unpublished work of PARTS & LABOR, and may not be copied, distributed, or used in whole or in part, without expressed written permission.

ISSUES:

NO.	DATE:	REMARKS:
1	07/14/2017	50% DD
2	07/28/2017	100% DD
3	09/14/2017	100% CD

SEAL

SEAL & SIGNATURE:

PROJECT:

151
CHICAGO

DRAWING TITLE:

CEILING DETAILS

DATE: 09.14.2017

PROJECT: 4197

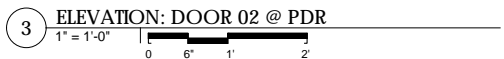
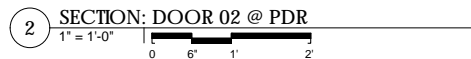
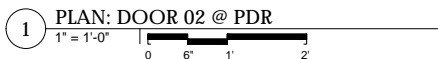
DWG BY:

CHK BY:

DWG NO:

ID-502.00

OF

[illegible][illegible]

-

1. G.C TO INSURE THAT EXIT DOORS SHALL BE OPERABLE FROM THE INSIDE WITHOUT THE USE OF A KEY OR ANY SPECIAL KNOWLEDGE OF EFFORT.
2. ALL LOCK CYLINDERS TO BE KEYPED TO BUILDING MASTER, COORDINATE KEYING WITH APPROVED VENDOR.
3. FOR ALL SPACES THAT WILL NOT BE KEYPED TO BUILDING MASTER, A KEY IS TO BE PROVIDED TO OPERATOR.

ISSUES:		
NO:	DATE:	REMARKS:
1	07/14/2017	50% DD
2	07/28/2017	100% DD
3	09/14/2017	100% CD

SEAL & SIGNATURE:

PROJECT:

151
CHICAGO

DRAWING TITLE:

DOOR AND HARDWARE SCHEDULE

DATE:	09.14.2017
PROJECT:	4197
DWG BY:	
CHK BY:	
DWG NO:	

ID-601.01

Q

SF-03
EXTERIOR LIGHT LACE STUCCO FINISH

#4197 PST W. ERIE
151 W ERIE ST, CHICAGO, IL, 60654

ISSUED: 10/13/2017

LOCATION: EXTERIOR
APPLICATION: FACADE
COLOR: NATURAL/WHITE
FINISH: MATTE
MODEL NUMBER: N/A

OFCI OFOI **CFCI** CFOI



NOTES
TEXTURE TO MATCH DESIGNERS IMAGERY, CONTROL SAMPLE MAY NOT BE AVAILABLE

VENDOR	VENDOR CONTACT
PER GENERAL CONTRACTOR	PER GENERAL CONTRACTOR

INSTRUCTIONS:

"PAINTED" FAUX METAL FINISHES ARE NOT TO BE USED UNLESS STATED OTHERWISE. PLATED METAL/STEEL MUST BE SUBMITTED FOR SAMPLE REVIEW.

REFERENCE APPROVED DRAWINGS FOR EXACT LOCATIONS AND/OR MOUNTING HEIGHTS OF FURNITURE, LIGHTING & ACCESSORIES.

IN THE EVENT OF A DISCREPANCY BETWEEN DRAWINGS AND SPECIFICATIONS, PLEASE CONTACT PLD IMMEDIATELY FOR WRITTEN CLARIFICATION.

ALL SUBSTITUTIONS MUST BE APPROVED BY DESIGNER PRIOR TO PURCHASE / PRODUCTION.

ALL MATERIALS TO MEET LOCAL FIRE CODES.

ALL MATERIALS AND CONSTRUCTION TO BE CONTRACT QUALITY SUITABLE FOR COMMERCIAL USE.

MANUFACTURER TO PROVIDE REQUIRED HARDWARE AND INSTRUCTIONS FOR PROPER INSTALLATION. IN EVENT ADDITIONAL HARDWARE IS NEEDED, MFR IS RESPONSIBLE FOR NOTIFYING GENERAL CONTRACTOR AND PLD.

METALS: POLYURETHANE PROTECTIVE SURFACE TREATMENT TO BE APPLIED UNLESS OTHERWISE NOTED

WOODS: REFER TO DRAWINGS FOR INFORMATION ON CUT OF WOOD

STONES: COMMERCIAL GRADE SEALER TO BE APPLIED TO PREVENT STAINING

WOODS: FOR OUTDOOR USE, RECOMMENDED SEALER FROM MATTHEWS PAINT

MANUFACTURER TO PROVIDE SHOP DRAWINGS AND FINISH SAMPLES FOR DESIGNER APPROVAL TO MATCH DESIGNER'S CONTROL SAMPLE.

GENERAL CONTRACTOR TO VERIFY ALL QUANTITIES AND SIZES PRIOR TO ORDERING.

REFER TO MANUFACTURER'S INSTRUCTIONS FOR INSTALLATION / SEALANT GUIDELINES.


PT-06
AURA WATERBORNE INTERIOR PAINT

#4197 PST W. ERIE
151 W ERIE ST, CHICAGO, IL, 60654

ISSUED: 10/13/2017

LOCATION: THROUGHOUT
APPLICATION: THROUGHOUT
MODEL NUMBER: 855
COLOR: CLOUD COVER
SHEEN: EGGHELL

OFCI OFOI **CFCI** CFOI



VENDOR	VENDOR CONTACT
BENJAMIN MOORE	RODGER LIPPMAN 848.702.0239 RODGER.LIPPMAN@BENJAMINMOORE.COM

INSTRUCTIONS:

"PAINTED" FAUX METAL FINISHES ARE NOT TO BE USED UNLESS STATED OTHERWISE. PLATED METAL/STEEL MUST BE SUBMITTED FOR SAMPLE REVIEW.

REFERENCE APPROVED DRAWINGS FOR EXACT LOCATIONS AND/OR MOUNTING HEIGHTS OF FURNITURE, LIGHTING & ACCESSORIES.

IN THE EVENT OF A DISCREPANCY BETWEEN DRAWINGS AND SPECIFICATIONS, PLEASE CONTACT PLD IMMEDIATELY FOR WRITTEN CLARIFICATION.

ALL SUBSTITUTIONS MUST BE APPROVED BY DESIGNER PRIOR TO PURCHASE / PRODUCTION.

ALL MATERIALS TO MEET LOCAL FIRE CODES.

ALL MATERIALS AND CONSTRUCTION TO BE CONTRACT QUALITY SUITABLE FOR COMMERCIAL USE.

MANUFACTURER TO PROVIDE REQUIRED HARDWARE AND INSTRUCTIONS FOR PROPER INSTALLATION. IN EVENT ADDITIONAL HARDWARE IS NEEDED, MFR IS RESPONSIBLE FOR NOTIFYING GENERAL CONTRACTOR AND PLD.

METALS: POLYURETHANE PROTECTIVE SURFACE TREATMENT TO BE APPLIED UNLESS OTHERWISE NOTED

WOODS: REFER TO DRAWINGS FOR INFORMATION ON CUT OF WOOD

STONES: COMMERCIAL GRADE SEALER TO BE APPLIED TO PREVENT STAINING

WOODS: FOR OUTDOOR USE, RECOMMENDED SEALER FROM MATTHEWS PAINT

MANUFACTURER TO PROVIDE SHOP DRAWINGS AND FINISH SAMPLES FOR DESIGNER APPROVAL TO MATCH DESIGNER'S CONTROL SAMPLE.

GENERAL CONTRACTOR TO VERIFY ALL QUANTITIES AND SIZES PRIOR TO ORDERING.

REFER TO MANUFACTURER'S INSTRUCTIONS FOR INSTALLATION / SEALANT GUIDELINES.

ST-01
MARBLE

LOCATION: BAR
APPLICATION: COUNTERS
COLOR: CALACATTA VISION
SHEEN: HONED
SIZE: 3 CM (1.25" THICK)

OFCI

OFOI

CFCI

CFOI

#4197 PST W. ERIE
151 W ERIE ST, CHICAGO, IL, 60654

ISSUED: 9/8/2017
REVISED: 10/13/2017



NOTES

COMMERCIAL GRADE SEALER TO BE APPLIED

VENDOR
ABC STONE
234 BANKER STREET
BROOKLYN, NY
11222

VENDOR CONTACT
KATHY STUART
914-760-0722
KATHY@ABCWORLDWIDESTONE.COM
HTTP://ABCWORLDWIDESTONE.COM/

INSTRUCTIONS:

“PAINTED” FAUX METAL FINISHES ARE NOT TO BE USED UNLESS STATED OTHERWISE. PLATED METAL/STEEL MUST BE SUBMITTED FOR SAMPLE REVIEW.
REFERENCE APPROVED DRAWINGS FOR EXACT LOCATIONS AND/OR MOUNTING HEIGHTS OF FURNITURE, LIGHTING & ACCESSORIES.
IN THE EVENT OF A DISCREPANCY BETWEEN DRAWINGS AND SPECIFICATIONS, PLEASE CONTACT PLD IMMEDIATELY FOR WRITTEN CLARIFICATION.
ALL SUBSTITUTIONS MUST BE APPROVED BY DESIGNER PRIOR TO PURCHASE / PRODUCTION.
ALL MATERIALS TO MEET LOCAL FIRE CODES.
ALL MATERIALS AND CONSTRUCTION TO BE CONTRACT QUALITY SUITABLE FOR COMMERCIAL USE.
MANUFACTURER TO PROVIDE REQUIRED HARDWARE AND INSTRUCTIONS FOR PROPER INSTALLATION. IN EVENT ADDITIONAL HARDWARE IS NEEDED, MFR IS RESPONSIBLE FOR NOTIFYING GENERAL CONTRACTOR AND PLD.
METALS: POLYURETHANE PROTECTIVE SURFACE TREATMENT TO BE APPLIED UNLESS OTHERWISE NOTED
WOODS: REFER TO DRAWINGS FOR INFORMATION ON CUT OF WOOD
STONES: COMMERCIAL GRADE SEALER TO BE APPLIED TO PREVENT STAINING
WOODS: FOR OUTDOOR USE, RECOMMENDED SEALER FROM MATTHEWS PAINT
MANUFACTURER TO PROVIDE SHOP DRAWINGS AND FINISH SAMPLES FOR DESIGNER APPROVAL TO MATCH DESIGNER’S CONTROL SAMPLE.
GENERAL CONTRACTOR TO VERIFY ALL QUANTITIES AND SIZES PRIOR TO ORDERING.
REFER TO MANUFACTURER’S INSTRUCTIONS FOR INSTALLATION / SEALANT GUIDELINES.

TL-05
GLAZED CERAMIC TILES

LOCATION: THROUGHOUT
APPLICATION: COLUMNS/CEILINGS
MODEL NUMBER: SAVOY FIELD STACKED
SIZE: .5" X 2" (12" SHEETS)
COLOR: LOTUS
SHEEN: GLOSS

OFCI

OFOI

CFCI

CFOI

#4197 PST W. ERIE
151 W ERIE ST, CHICAGO, IL, 60654

ISSUED: 9/8/2017
REVISED: 10/13/2017



VENDOR

ANN SACKS
37 E 18TH ST
NEW YORK, NY
10003

VENDOR CONTACT

JENNIFER COPE
(212) 529-2800
JENNIFER.COPE@ANNSACKS.COM
WWW.ANNSACKS.COM

INSTRUCTIONS:

“PAINTED” FAUX METAL FINISHES ARE NOT TO BE USED UNLESS STATED OTHERWISE. PLATED METAL/STEEL MUST BE SUBMITTED FOR SAMPLE REVIEW.
REFERENCE APPROVED DRAWINGS FOR EXACT LOCATIONS AND/OR MOUNTING HEIGHTS OF FURNITURE, LIGHTING & ACCESSORIES.
IN THE EVENT OF A DISCREPANCY BETWEEN DRAWINGS AND SPECIFICATIONS, PLEASE CONTACT PLD IMMEDIATELY FOR WRITTEN CLARIFICATION.
ALL SUBSTITUTIONS MUST BE APPROVED BY DESIGNER PRIOR TO PURCHASE / PRODUCTION.
ALL MATERIALS TO MEET LOCAL FIRE CODES.
ALL MATERIALS AND CONSTRUCTION TO BE CONTRACT QUALITY SUITABLE FOR COMMERCIAL USE.
MANUFACTURER TO PROVIDE REQUIRED HARDWARE AND INSTRUCTIONS FOR PROPER INSTALLATION. IN EVENT ADDITIONAL HARDWARE IS NEEDED, MFR IS RESPONSIBLE FOR NOTIFYING GENERAL CONTRACTOR AND PLD.
METALS: POLYURETHANE PROTECTIVE SURFACE TREATMENT TO BE APPLIED UNLESS OTHERWISE NOTED
WOODS: REFER TO DRAWINGS FOR INFORMATION ON CUT OF WOOD
STONES: COMMERCIAL GRADE SEALER TO BE APPLIED TO PREVENT STAINING
WOODS: FOR OUTDOOR USE, RECOMMENDED SEALER FROM MATTHEWS PAINT
MANUFACTURER TO PROVIDE SHOP DRAWINGS AND FINISH SAMPLES FOR DESIGNER APPROVAL TO MATCH DESIGNER’S CONTROL SAMPLE.
GENERAL CONTRACTOR TO VERIFY ALL QUANTITIES AND SIZES PRIOR TO ORDERING.
REFER TO MANUFACTURER’S INSTRUCTIONS FOR INSTALLATION / SEALANT GUIDELINES.

HD-01

CABINET PULLS: GREENWOOD PULL

AREAS:MAIN DINING

LOCATION:SERVICE STATION/BACK BAR

MODEL NUMBER:104001

SIZE:4" PULL

FINISH:BRASS

QUANTITY:24

OFCI

OFOI

CFCI

CFOI

#4197 PST W. ERIE

151 W ERIE ST, CHICAGO, IL, 60654

ISSUED: 10/13/2017



VENDOR

SCHOOL HOUSE ELECTRIC

2181 NW NICOLAI STREET

PORTLAND, OR

VENDOR CONTACT

800-630-7113

TRADE@SCHOOLHOUSE.COM

HTTPS://WWW.SCHOOLHOUSE.COM

INSTRUCTIONS:

"PAINTED" FAUX METAL FINISHES ARE NOT TO BE USED UNLESS STATED OTHERWISE. PLATED METAL/STEEL MUST BE SUBMITTED FOR SAMPLE REVIEW.

REFERENCE APPROVED DRAWINGS FOR EXACT LOCATIONS AND/OR MOUNTING HEIGHTS OF FURNITURE, LIGHTING & ACCESSORIES.

IN THE EVENT OF A DISCREPANCY BETWEEN DRAWINGS AND SPECIFICATIONS, PLEASE CONTACT PLD IMMEDIATELY FOR WRITTEN CLARIFICATION.

ALL SUBSTITUTIONS MUST BE APPROVED BY DESIGNER PRIOR TO PURCHASE / PRODUCTION.

ALL MATERIALS TO MEET LOCAL FIRE CODES.

ALL MATERIALS AND CONSTRUCTION TO BE CONTRACT QUALITY SUITABLE FOR COMMERCIAL USE.

MANUFACTURER TO PROVIDE REQUIRED HARDWARE AND INSTRUCTIONS FOR PROPER INSTALLATION. IN EVENT ADDITIONAL HARDWARE IS NEEDED, MFR IS RESPONSIBLE FOR NOTIFYING GENERAL CONTRACTOR AND PLD.

METALS: POLYURETHANE PROTECTIVE SURFACE TREATMENT TO BE APPLIED UNLESS OTHERWISE NOTED

WOODS: REFER TO DRAWINGS FOR INFORMATION ON CUT OF WOOD

STONES: COMMERCIAL GRADE SEALER TO BE APPLIED TO PREVENT STAINING

WOODS: FOR OUTDOOR USE, RECOMMENDED SEALER FROM MATTHEWS PAINT

MANUFACTURER TO PROVIDE SHOP DRAWINGS AND FINISH SAMPLES FOR DESIGNER APPROVAL TO MATCH DESIGNER'S CONTROL SAMPLE.

GENERAL CONTRACTOR TO VERIFY ALL QUANTITIES AND SIZES PRIOR TO ORDERING.

REFER TO MANUFACTURER'S INSTRUCTIONS FOR INSTALLATION / SEALANT GUIDELINES.

HD-02

SCHLUTER STRIP

LOCATION:FLOORING

MODEL NUMBER:SCIENE

SIZE:1/8" PROFILE

FINISH:BRASS

OFCI

OFOI


CFCI

CFOI

#4197 PST W. ERIE

151 W ERIE ST, CHICAGO, IL, 60654

ISSUED: 10/13/2017



VENDOR

SCHLUTER

VENDOR CONTACT

1-888-472-4588

HTTPS://WWW.SCHLUTER.COM/SCHLUTER-US/EN_US/

INSTRUCTIONS:

"PAINTED" FAUX METAL FINISHES ARE NOT TO BE USED UNLESS STATED OTHERWISE. PLATED METAL/STEEL MUST BE SUBMITTED FOR SAMPLE REVIEW.

REFERENCE APPROVED DRAWINGS FOR EXACT LOCATIONS AND/OR MOUNTING HEIGHTS OF FURNITURE, LIGHTING & ACCESSORIES.

IN THE EVENT OF A DISCREPANCY BETWEEN DRAWINGS AND SPECIFICATIONS, PLEASE CONTACT PLD IMMEDIATELY FOR WRITTEN CLARIFICATION.

ALL SUBSTITUTIONS MUST BE APPROVED BY DESIGNER PRIOR TO PURCHASE / PRODUCTION.

ALL MATERIALS TO MEET LOCAL FIRE CODES.

ALL MATERIALS AND CONSTRUCTION TO BE CONTRACT QUALITY SUITABLE FOR COMMERCIAL USE.

MANUFACTURER TO PROVIDE REQUIRED HARDWARE AND INSTRUCTIONS FOR PROPER INSTALLATION. IN EVENT ADDITIONAL HARDWARE IS NEEDED, MFR IS RESPONSIBLE FOR NOTIFYING GENERAL CONTRACTOR AND PLD.

METALS: POLYURETHANE PROTECTIVE SURFACE TREATMENT TO BE APPLIED UNLESS OTHERWISE NOTED

WOODS: REFER TO DRAWINGS FOR INFORMATION ON CUT OF WOOD

STONES: COMMERCIAL GRADE SEALER TO BE APPLIED TO PREVENT STAINING

WOODS: FOR OUTDOOR USE, RECOMMENDED SEALER FROM MATTHEWS PAINT

MANUFACTURER TO PROVIDE SHOP DRAWINGS AND FINISH SAMPLES FOR DESIGNER APPROVAL TO MATCH DESIGNER'S CONTROL SAMPLE.

GENERAL CONTRACTOR TO VERIFY ALL QUANTITIES AND SIZES PRIOR TO ORDERING.

REFER TO MANUFACTURER'S INSTRUCTIONS FOR INSTALLATION / SEALANT GUIDELINES.

PF-02A
FAUCET: PURIST WIDE SET WITH LOW
GOOSE NECK

AREAS: PDR RESTROOMS, RESTROOMS
LOCATION: RESTROOMS
QUANTITY: 9
MODEL NUMBER: K-14406-4-BN
FINISH: BRUSHED NICKET

OFCI
☐

OFOI
☐

CFCI
☒

CFOI
☐



NOTES
SINGLE HOLE

VENDOR
KOHLER COMPANY

USA

VENDOR CONTACT
FELIX PLAISIR
646-772-7544
FELIX.PLAISIR@KOHLER.COM
WWW.KOHLER.COM/WATERSAVING

INSTRUCTIONS:

"PAINTED" FAUX METAL FINISHES ARE NOT TO BE USED UNLESS STATED OTHERWISE. PLATED METAL/STEEL MUST BE SUBMITTED FOR SAMPLE REVIEW.
REFERENCE APPROVED DRAWINGS FOR EXACT LOCATIONS AND/OR MOUNTING HEIGHTS OF FURNITURE, LIGHTING & ACCESSORIES.
IN THE EVENT OF A DISCREPANCY BETWEEN DRAWINGS AND SPECIFICATIONS, PLEASE CONTACT PLD IMMEDIATELY FOR WRITTEN CLARIFICATION.
ALL SUBSTITUTIONS MUST BE APPROVED BY DESIGNER PRIOR TO PURCHASE / PRODUCTION.
ALL MATERIALS TO MEET LOCAL FIRE CODES.
ALL MATERIALS AND CONSTRUCTION TO BE CONTRACT QUALITY SUITABLE FOR COMMERCIAL USE.
MANUFACTURER TO PROVIDE REQUIRED HARDWARE AND INSTRUCTIONS FOR PROPER INSTALLATION. IN EVENT ADDITIONAL HARDWARE IS NEEDED, MFR IS RESPONSIBLE FOR NOTIFYING GENERAL CONTRACTOR AND PLD.
METALS: POLYURETHANE PROTECTIVE SURFACE TREATMENT TO BE APPLIED UNLESS OTHERWISE NOTED
WOODS: REFER TO DRAWINGS FOR INFORMATION ON CUT OF WOOD
STONES: COMMERCIAL GRADE SEALER TO BE APPLIED TO PREVENT STAINING
WOODS: FOR OUTDOOR USE, RECOMMENDED SEALER FROM MATTHEWS PAINT
MANUFACTURER TO PROVIDE SHOP DRAWINGS AND FINISH SAMPLES FOR DESIGNER APPROVAL TO MATCH DESIGNER'S CONTROL SAMPLE.
GENERAL CONTRACTOR TO VERIFY ALL QUANTITIES AND SIZES PRIOR TO ORDERING.
REFER TO MANUFACTURER'S INSTRUCTIONS FOR INSTALLATION / SEALANT GUIDELINES.

ISSUED: 9/8/2017
REVISED: 10/13/2017
12/8/2017

#4197 PST W. ERIE
151 W ERIE ST, CHICAGO, IL, 60654

PF-03
GRAB BAR: PURIST 36"

AREAS: RESTROOMS
LOCATION: RESTROOMS
QUANTITY: 3
MODEL NUMBER: K-11895-BN
FINISH: BRUSHED NICKEL
DIMENSIONS: 36"

OFCI
☐

OFOI
☐

CFCI
☒

CFOI
☐



VENDOR
KOHLER COMPANY

USA

VENDOR CONTACT
FELIX PLAISIR
646-772-7544
FELIX.PLAISIR@KOHLER.COM
WWW.KOHLER.COM/WATERSAVING

INSTRUCTIONS:

"PAINTED" FAUX METAL FINISHES ARE NOT TO BE USED UNLESS STATED OTHERWISE. PLATED METAL/STEEL MUST BE SUBMITTED FOR SAMPLE REVIEW.
REFERENCE APPROVED DRAWINGS FOR EXACT LOCATIONS AND/OR MOUNTING HEIGHTS OF FURNITURE, LIGHTING & ACCESSORIES.
IN THE EVENT OF A DISCREPANCY BETWEEN DRAWINGS AND SPECIFICATIONS, PLEASE CONTACT PLD IMMEDIATELY FOR WRITTEN CLARIFICATION.
ALL SUBSTITUTIONS MUST BE APPROVED BY DESIGNER PRIOR TO PURCHASE / PRODUCTION.
ALL MATERIALS TO MEET LOCAL FIRE CODES.
ALL MATERIALS AND CONSTRUCTION TO BE CONTRACT QUALITY SUITABLE FOR COMMERCIAL USE.
MANUFACTURER TO PROVIDE REQUIRED HARDWARE AND INSTRUCTIONS FOR PROPER INSTALLATION. IN EVENT ADDITIONAL HARDWARE IS NEEDED, MFR IS RESPONSIBLE FOR NOTIFYING GENERAL CONTRACTOR AND PLD.
METALS: POLYURETHANE PROTECTIVE SURFACE TREATMENT TO BE APPLIED UNLESS OTHERWISE NOTED
WOODS: REFER TO DRAWINGS FOR INFORMATION ON CUT OF WOOD
STONES: COMMERCIAL GRADE SEALER TO BE APPLIED TO PREVENT STAINING
WOODS: FOR OUTDOOR USE, RECOMMENDED SEALER FROM MATTHEWS PAINT
MANUFACTURER TO PROVIDE SHOP DRAWINGS AND FINISH SAMPLES FOR DESIGNER APPROVAL TO MATCH DESIGNER'S CONTROL SAMPLE.
GENERAL CONTRACTOR TO VERIFY ALL QUANTITIES AND SIZES PRIOR TO ORDERING.
REFER TO MANUFACTURER'S INSTRUCTIONS FOR INSTALLATION / SEALANT GUIDELINES.

#4197 PST W. ERIE
151 W ERIE ST, CHICAGO, IL, 60654


ISSUED: 9/8/2017
REVISED: 10/13/2017
12/8/2017

CH-01
BARSTOOL

AREAS: BAR
QUANTITY: 20
MODEL NUMBER: N/A - CUSTOM
DIMENSIONS: REFER TO DWGS FOR DIMS
SEAT HEIGHT: 30"
BACK CUSHION N/A - WOOD
STYLE: FULLY ATTACHED/TIGHT
SEAT CUSHION STYLE: DACRON WRAPPED HR FOAM
CUSHION CONTENT: CHF-01.1
COM/COL: LEAD TIME: 10-12 WEEK TYPICAL FABRICATION

OFCI OFOI CFCI CFOI


Fabric: LEATHER (CHF-01.1)



Metal: SATIN BRASS (MTF-02)



Wood: WALNUT (WDF-01)



#4197 PST W. ERIE
151 W Erie St, Chicago, IL, , 60654



VENDOR
CUSTOM - TO BID

VENDOR CONTACT

REQUIRED ITEMS FOR DESIGNER APPROVAL PRIOR TO FABRICATION

CFA FINISH SAMPLE FLAME CERT PROTOTYPE SEAMING DIAGRAM SHOP DWGS STRIKE OFF

INSTRUCTIONS:

"PAINTED" FAUX METAL FINISHES ARE NOT TO BE USED UNLESS STATED OTHERWISE. PLATED METAL/STEEL MUST BE SUBMITTED FOR SAMPLE REVIEW.
REFERENCE APPROVED DRAWINGS FOR EXACT LOCATIONS AND/OR MOUNTING HEIGHTS OF FURNITURE, LIGHTING & ACCESSORIES.
IN THE EVENT OF A DISCREPANCY BETWEEN DRAWINGS AND SPECIFICATIONS, PLEASE CONTACT PLD IMMEDIATELY FOR WRITTEN CLARIFICATION.
ALL SUBSTITUTIONS MUST BE APPROVED BY DESIGNER PRIOR TO PURCHASE / PRODUCTION.
ALL MATERIALS TO MEET LOCAL FIRE CODES.
ALL MATERIALS AND CONSTRUCTION TO BE CONTRACT QUALITY SUITABLE FOR COMMERCIAL USE.
MANUFACTURER TO PROVIDE REQUIRED HARDWARE AND INSTRUCTIONS FOR PROPER INSTALLATION. IN EVENT ADDITIONAL HARDWARE IS NEEDED, MFR IS RESPONSIBLE FOR NOTIFYING GENERAL CONTRACTOR AND PLD.
METALS: POLYURETHANE PROTECTIVE SURFACE TREATMENT TO BE APPLIED UNLESS OTHERWISE NOTED
STONES: COMMERCIAL GRADE SEALER TO BE APPLIED TO PREVENT STAINING
MANUFACTURER TO PROVIDE SHOP DRAWINGS AND FINISH SAMPLES FOR DESIGNER APPROVAL TO MATCH DESIGNER'S CONTROL SAMPLE.
REFER TO MANUFACTURER'S INSTRUCTIONS FOR INSTALLATION / SEALANT GUIDELINES.
ALL FACE VENEERS SHALL BE MATCHED FOR COLOR AND GRAIN TO PRESENT A UNIFORM APPEARANCE UNLESS STATED OTHERWISE

CHF-01.1
LEATHER

PATTERN: ECHO
MODEL NUMBER: 7010ECF
COLOR: FAWN
SIZE: 50SF AVERAGE HIDE SIZE
ABRASION: N/A
CONTENT: 100% LEATHER
FIRE CODE: NFPA-260/CA 117-PASS
QUANTITY: 585

OFCI OFOI CFCI CFOI



#4197 PST W. ERIE
151 W Erie St, Chicago, IL, , 60654

VENDOR

Moore & Giles
153 W 27th St
New York, NY

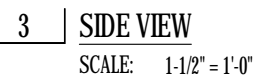
10001

VENDOR CONTACT

Sydney Mitchin
212.627.5757
smitchin@ablnyc.com
mooreandgiles.com

INSTRUCTIONS:

"PAINTED" FAUX METAL FINISHES ARE NOT TO BE USED UNLESS STATED OTHERWISE. PLATED METAL/STEEL MUST BE SUBMITTED FOR SAMPLE REVIEW.
REFERENCE APPROVED DRAWINGS FOR EXACT LOCATIONS AND/OR MOUNTING HEIGHTS OF FURNITURE, LIGHTING & ACCESSORIES.
IN THE EVENT OF A DISCREPANCY BETWEEN DRAWINGS AND SPECIFICATIONS, PLEASE CONTACT PLD IMMEDIATELY FOR WRITTEN CLARIFICATION.
ALL SUBSTITUTIONS MUST BE APPROVED BY DESIGNER PRIOR TO PURCHASE / PRODUCTION.
ALL MATERIALS TO MEET LOCAL FIRE CODES.
ALL MATERIALS AND CONSTRUCTION TO BE CONTRACT QUALITY SUITABLE FOR COMMERCIAL USE.
MANUFACTURER TO PROVIDE REQUIRED HARDWARE AND INSTRUCTIONS FOR PROPER INSTALLATION. IN EVENT ADDITIONAL HARDWARE IS NEEDED, MFR IS RESPONSIBLE FOR NOTIFYING GENERAL CONTRACTOR AND PLD.
METALS: POLYURETHANE PROTECTIVE SURFACE TREATMENT TO BE APPLIED UNLESS OTHERWISE NOTED
STONES: COMMERCIAL GRADE SEALER TO BE APPLIED TO PREVENT STAINING
MANUFACTURER TO PROVIDE SHOP DRAWINGS AND FINISH SAMPLES FOR DESIGNER APPROVAL TO MATCH DESIGNER'S CONTROL SAMPLE.
REFER TO MANUFACTURER'S INSTRUCTIONS FOR INSTALLATION / SEALANT GUIDELINES.



DWG TITLE:
SCALE:
DATE:
DWG BY:

SE-01
CENTRAL BANQUETTE

#4197 PST W. ERIE
151 W Erie St, Chicago, IL, , 60654

AREAS: MAIN DINING
QUANTITY: 1
MODEL NUMBER: CUSTOM - TO BID
LINEAR FEET: 32
SEAT HEIGHT: 18.5"
CUSHION: DACRON WRAPPED HR FOAM
CONTENT:
BACK CUSHION FULLY ATTACHED/TIGHT/CHANNEL
STYLE: TUFT
SEAT CUSHION FULLY ATTACHED/TIGHT/MEDIUM
STYLE: FIRM
COM/COL: SEF-01.1



OFCI OFOI CFCI CFOI

Metal: SATIN BRASS (MTF-02)



Fabric: FAUX LEATHER (SEF-01.1)



Wood: WALNUT (WDF-01)



NOTES

BANQUETTE CONSISTS OF 2 STRAIGHT UNITS BANQUETTES ASSEMBLED TOGETHER

VENDOR

CUSTOM - TO BID

VENDOR CONTACT

,

REQUIRED ITEMS FOR DESIGNER APPROVAL PRIOR TO FABRICATION

CFA FINISH SAMPLE FLAME CERT PROTOTYPE SEAMING DIAGRAM SHOP DWGS STRIKE OFF

INSTRUCTIONS:


"PAINTED" FAUX METAL FINISHES ARE NOT TO BE USED UNLESS STATED OTHERWISE. PLATED METAL/STEEL MUST BE SUBMITTED FOR SAMPLE REVIEW.
REFERENCE APPROVED DRAWINGS FOR EXACT LOCATIONS AND/OR MOUNTING HEIGHTS OF FURNITURE, LIGHTING & ACCESSORIES.
IN THE EVENT OF A DISCREPANCY BETWEEN DRAWINGS AND SPECIFICATIONS, PLEASE CONTACT PLD IMMEDIATELY FOR WRITTEN CLARIFICATION.
ALL SUBSTITUTIONS MUST BE APPROVED BY DESIGNER PRIOR TO PURCHASE / PRODUCTION.
ALL MATERIALS TO MEET LOCAL FIRE CODES.
ALL MATERIALS AND CONSTRUCTION TO BE CONTRACT QUALITY SUITABLE FOR COMMERCIAL USE.
MANUFACTURER TO PROVIDE REQUIRED HARDWARE AND INSTRUCTIONS FOR PROPER INSTALLATION. IN EVENT ADDITIONAL HARDWARE IS NEEDED, MFR IS RESPONSIBLE FOR NOTIFYING GENERAL CONTRACTOR AND PLD.
METALS: POLYURETHANE PROTECTIVE SURFACE TREATMENT TO BE APPLIED UNLESS OTHERWISE NOTED
STONES: COMMERCIAL GRADE SEALER TO BE APPLIED TO PREVENT STAINING
MANUFACTURER TO PROVIDE SHOP DRAWINGS AND FINISH SAMPLES FOR DESIGNER APPROVAL TO MATCH DESIGNER'S CONTROL SAMPLE.
REFER TO MANUFACTURER'S INSTRUCTIONS FOR INSTALLATION / SEALANT GUIDELINES.

SEF-01.1
FAUX LEATHER

#4197 PST W. ERIE
151 W Erie St, Chicago, IL, , 60654

PATTERN: SIENA
MODEL NUMBER: CS-685
COLOR: BLUE JAY
SIZE: 54" WIDE
ABRASION: 100K 2X RUBS
CONTENT: POLY
FIRE CODE: NFPA-260/CA 117-PASS

OFCI OFOI CFCI CFOI



VENDOR

Swavelle Hospitality / Eveille

,

VENDOR CONTACT

David Thomases

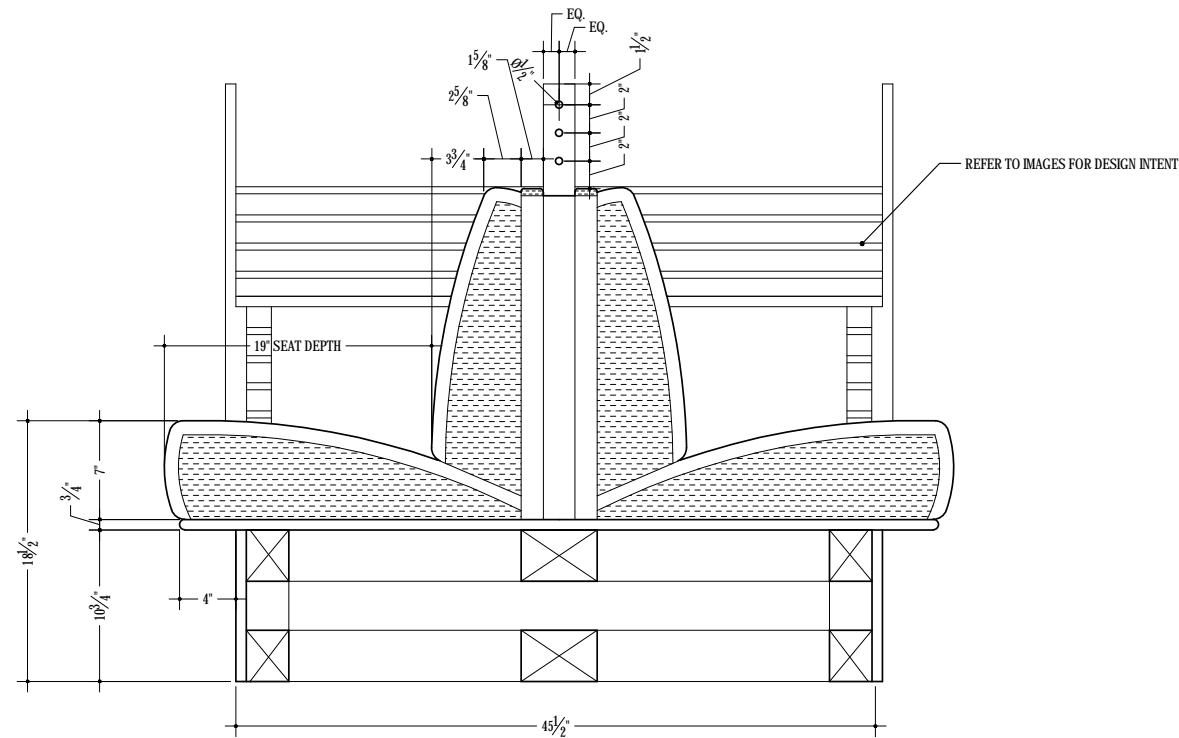
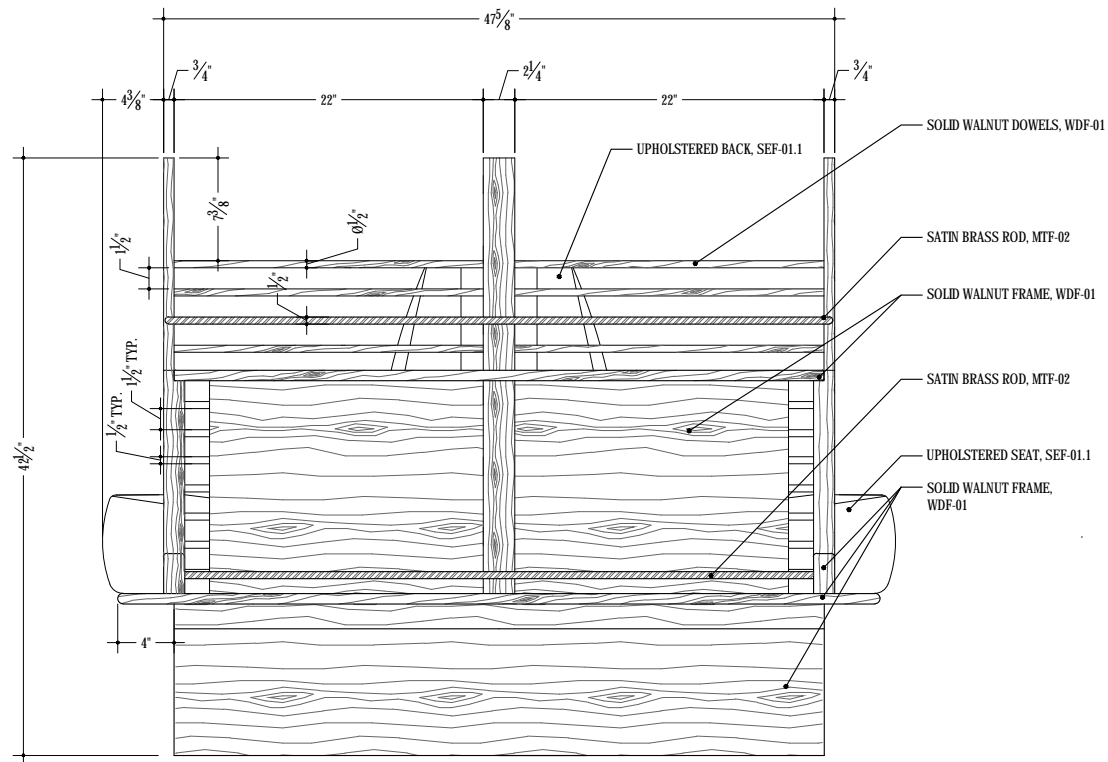
212.798.5158

dthomases@swavelle.com

www.swavellehospitality.com

INSTRUCTIONS:

"PAINTED" FAUX METAL FINISHES ARE NOT TO BE USED UNLESS STATED OTHERWISE. PLATED METAL/STEEL MUST BE SUBMITTED FOR SAMPLE REVIEW.
REFERENCE APPROVED DRAWINGS FOR EXACT LOCATIONS AND/OR MOUNTING HEIGHTS OF FURNITURE, LIGHTING & ACCESSORIES.
IN THE EVENT OF A DISCREPANCY BETWEEN DRAWINGS AND SPECIFICATIONS, PLEASE CONTACT PLD IMMEDIATELY FOR WRITTEN CLARIFICATION.
ALL SUBSTITUTIONS MUST BE APPROVED BY DESIGNER PRIOR TO PURCHASE / PRODUCTION.
ALL MATERIALS TO MEET LOCAL FIRE CODES.
ALL MATERIALS AND CONSTRUCTION TO BE CONTRACT QUALITY SUITABLE FOR COMMERCIAL USE.
MANUFACTURER TO PROVIDE REQUIRED HARDWARE AND INSTRUCTIONS FOR PROPER INSTALLATION. IN EVENT ADDITIONAL HARDWARE IS NEEDED, MFR IS RESPONSIBLE FOR NOTIFYING GENERAL CONTRACTOR AND PLD.
METALS: POLYURETHANE PROTECTIVE SURFACE TREATMENT TO BE APPLIED UNLESS OTHERWISE NOTED
STONES: COMMERCIAL GRADE SEALER TO BE APPLIED TO PREVENT STAINING
MANUFACTURER TO PROVIDE SHOP DRAWINGS AND FINISH SAMPLES FOR DESIGNER APPROVAL TO MATCH DESIGNER'S CONTROL SAMPLE.
REFER TO MANUFACTURER'S INSTRUCTIONS FOR INSTALLATION / SEALANT GUIDELINES.



3 | SIDE VIEW
SCALE: 1" = 1'-0"

4 | SECTION
SCALE: 1" = 1'-0"

PARTS AND LABOR DESIGN

5 EAST 19TH STREET
2ND FLOOR
NEW YORK, NY 10003
P: 646.248.7321
F: 646.248.7320
W: WWW.PLDNYC.COM

WEST ERIE CHICAGO

ALL RIGHTS RESERVED.
This drawing, and all graphic
and written material contained
herein, constitutes the original
and unpublished work of
PARTS AND LABOR, and may
not be copied, distributed, or
used in whole or in part,
without expressed written
permission.

NO. DATE REVISION

SE-01
PAGE 2 OF 2

DWG TITLE:
SCALE:
DATE:
DWG BY:

LT-03
4 HEAD CHANDELIER

AREAS: MAIN DINING
QUANTITY: 1
MODEL NUMBER: N/A - CUSTOM
DIMENSIONS: REFER TO DWGS FOR DIMS
SWITCH: DIMMABLE/HARDWIRED TO JBOX/VERIFIED GC
LAMPING: 60W 2700K A19 DIMMABLE BULB
SOCKET: E26
OF BULBS: 1 PER EACH LAMP (4 TOTAL)

- OFCI

OFOI

CFCI

CFOI

Metal: SATIN BRASS (MTF-02)



Special Finish: CERAMIC (SFF-01)



Wood: WALNUT (WDF-01)



#4197 PST W. ERIE
151 W Erie St, Chicago, IL, , 60654



NOTES
EACH FIXTURE CONSISTS OF 4 LIGHT POINTS WITH 4 TOTAL JBOX LOCATIONS.

VENDOR	VENDOR CONTACT
CUSTOM: PARTS & LABOR	
5 east 19th StFloor 2	5037406464
new york, ny	jeremy@pldnyc.com
United States	
10003	

REQUIRED ITEMS FOR DESIGNER APPROVAL PRIOR TO FABRICATION

- ☐ CFA

☒ FINISH SAMPLE

☐ FLAME CERT

☐ PROTOTYPE

☐ SEAMING DIAGRAM

☒ SHOP DWGS

☐ STRIKE OFF

INSTRUCTIONS:

"PAINTED" FAUX METAL FINISHES ARE NOT TO BE USED UNLESS STATED OTHERWISE. PLATED METAL/STEEL MUST BE SUBMITTED FOR SAMPLE REVIEW.

REFERENCE APPROVED DRAWINGS FOR EXACT LOCATIONS AND/OR MOUNTING HEIGHTS OF FURNITURE, LIGHTING & ACCESSORIES.

IN THE EVENT OF A DISCREPANCY BETWEEN DRAWINGS AND SPECIFICATIONS, PLEASE CONTACT PLD IMMEDIATELY FOR WRITTEN CLARIFICATION.

ALL SUBSTITUTIONS MUST BE APPROVED BY DESIGNER PRIOR TO PURCHASE / PRODUCTION.

ALL MATERIALS TO MEET LOCAL FIRE CODES.

ALL MATERIALS AND CONSTRUCTION TO BE CONTRACT QUALITY SUITABLE FOR COMMERCIAL USE.

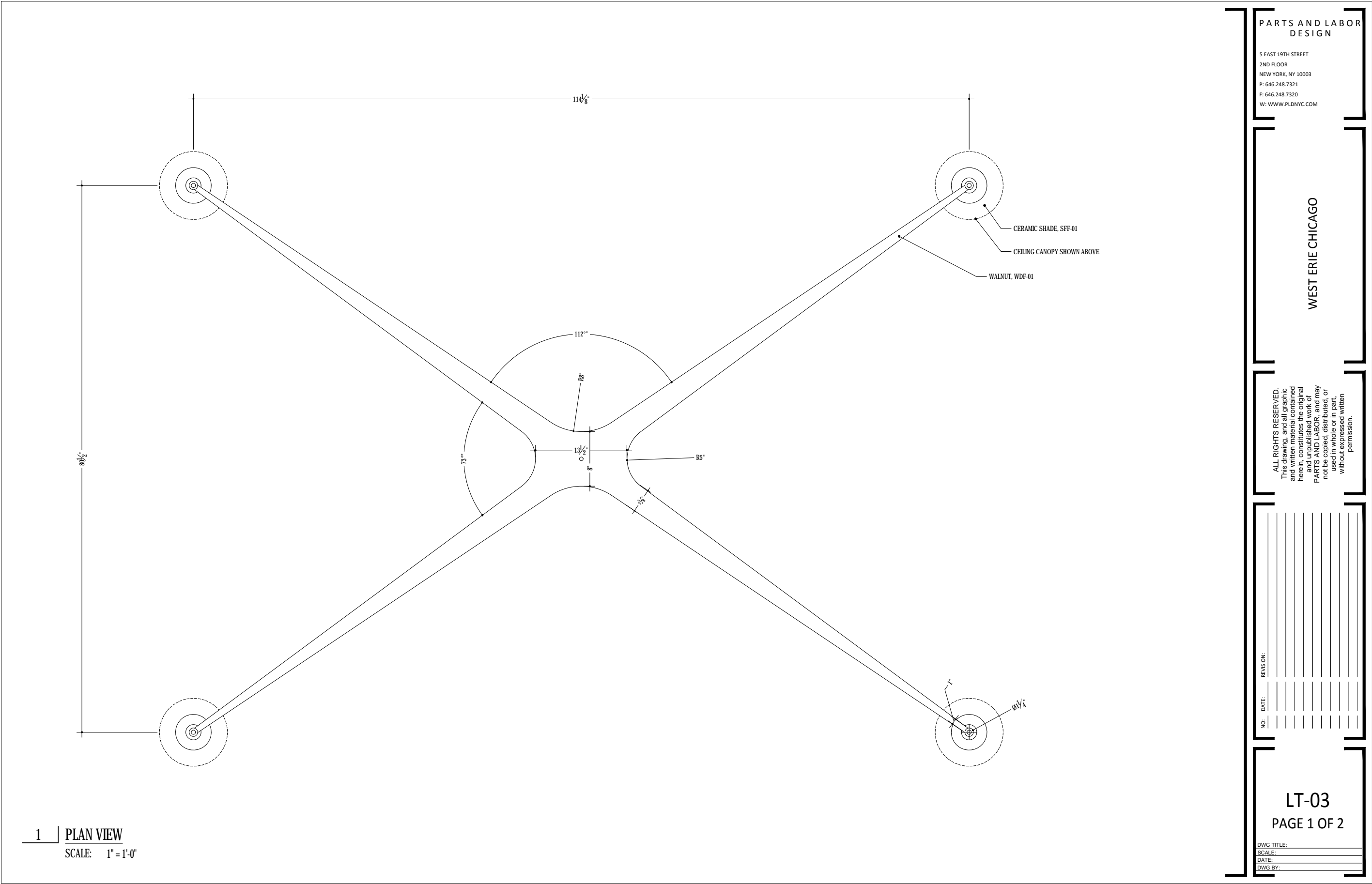
MANUFACTURER TO PROVIDE REQUIRED HARDWARE AND INSTRUCTIONS FOR PROPER INSTALLATION. IN EVENT ADDITIONAL HARDWARE IS NEEDED, MFR IS RESPONSIBLE FOR NOTIFYING GENERAL CONTRACTOR AND PLD.

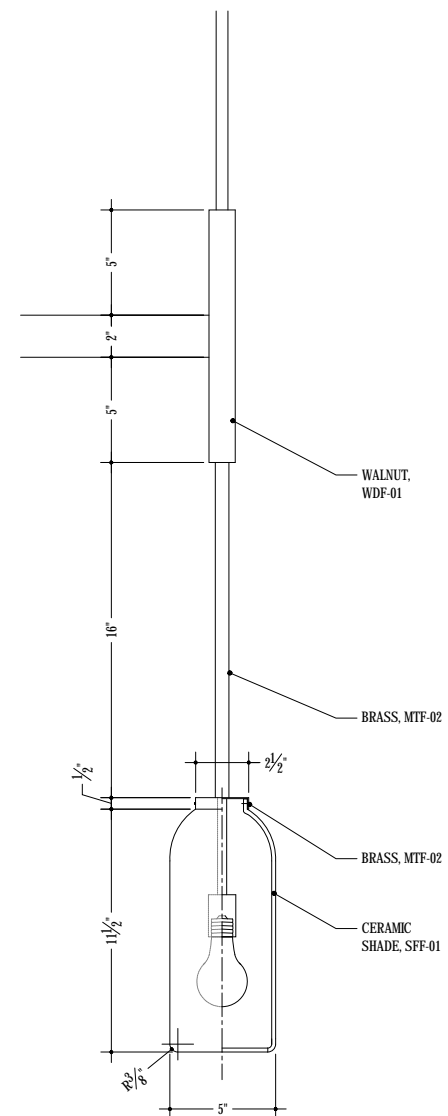
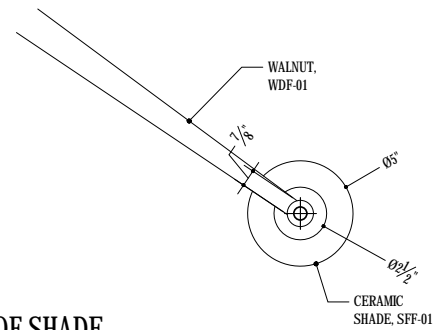

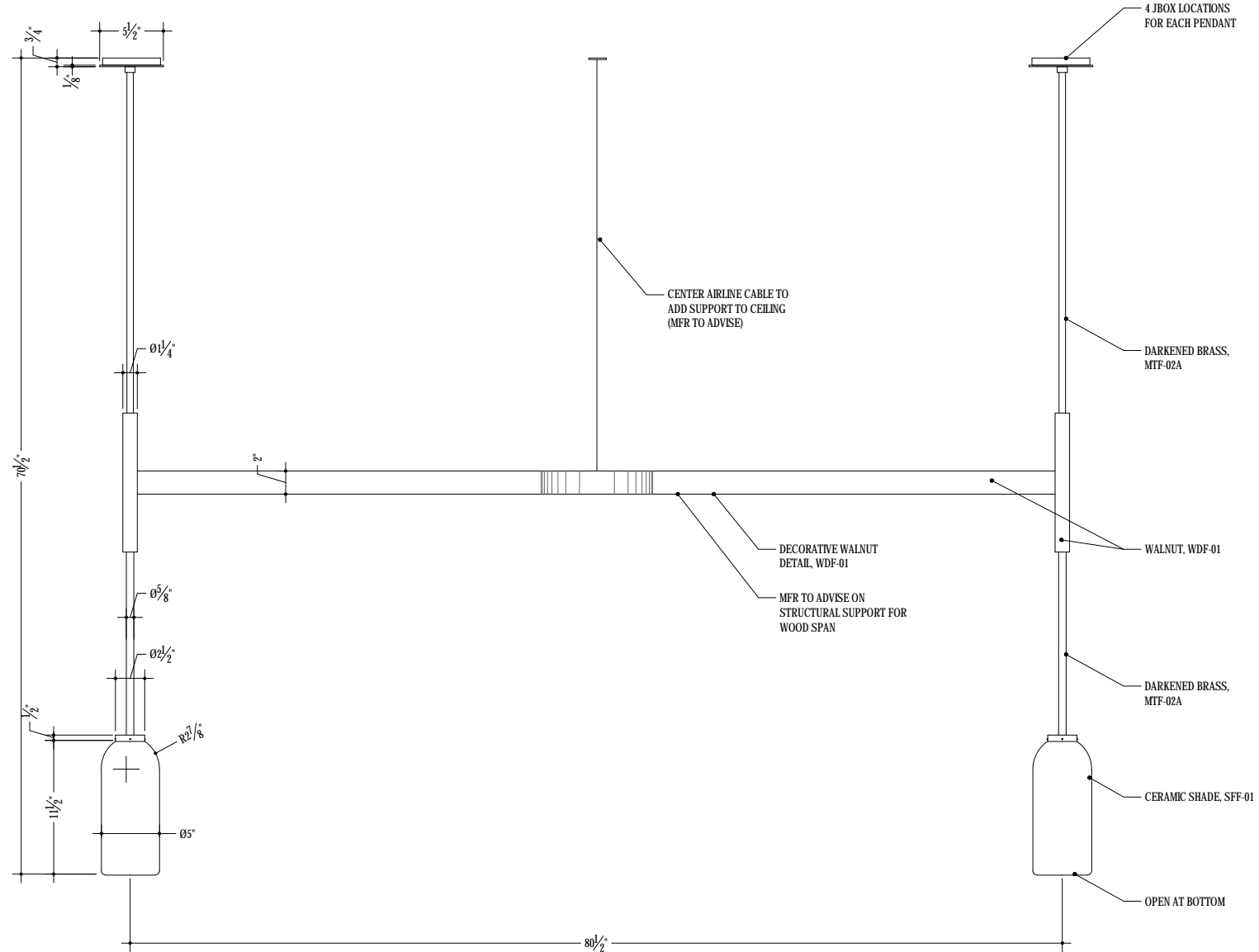
METALS: POLYURETHANE PROTECTIVE SURFACE TREATMENT TO BE APPLIED UNLESS OTHERWISE NOTED

STONES: COMMERCIAL GRADE SEALER TO BE APPLIED TO PREVENT STAINING

MANUFACTURER TO PROVIDE SHOP DRAWINGS AND FINISH SAMPLES FOR DESIGNER APPROVAL TO MATCH DESIGNER'S CONTROL SAMPLE.

REFER TO MANUFACTURER'S INSTRUCTIONS FOR INSTALLATION / SEALANT GUIDELINES.



PARTS AND LABOR
DESIGN

5 EAST 19TH STREET
2ND FLOOR
NEW YORK, NY 10003
P: 646.248.7321
F: 646.248.7320
W: WWW.PLDNYC.COM

WEST ERIE CHICAGO

ALL RIGHTS RESERVED.
This drawing, and all graphic
and written material contained
herein, constitutes the original
and unpublished work of
PARTS AND LABOR, and may
not be copied, distributed, or
used in whole or in part,
without expressed written
permission.

NO: DATE: REVISION:

LT-03
PAGE 2 OF 2

DWG TITLE:	
SCALE:	
DATE:	
DWG BY:	

Construction Administration


During the construction process PLD will work alongside and support owner’s consultants and contractors. Our primary role will be to review progress of the build for both quality control and maintaining overall design intent. Our dedicated involvement during construction is integral to the success of the project.


This will include the following:

- 01** Review progress and answer general field condition questions from the General Contractor.
- 02** Provide general clarification and sketch drawings to the GC and AOR in order to further clarify interior construction details, as required, that have not been translated in the field properly, or need adjustments due to unforeseen site/as-built conditions.
- 03** Review and respond to RFIs issued by GC and AOR.
- 04** Review and redline FF&E shop drawings from vendors and fabricators for adherence to design intent and overall quality control assurance.
- 05** Examine the construction of the project at its conclusion, and provide a punch-list of unsuitably finished elements in order to assure and acceptable level of quality control.
- 06** Work with Client and Client’s Consultants on styling and accessorizing the space to enhance design as seen fit with concept and overall experience.
- 07** Work with Client and Client’s Consultants to arrange professional project photography for marketing purposes and press/awards opportunities.

Schedule:

- 01** Varies on project size/ schedule.





Thank you